



# Club Health Assessment for District 12 L through January 2025

			Status	Membership							Reports					Finance		LCIF
Club Number	Club Name	Charter Date		Current Member Count	YTD Members Added	YTD Members Dropped	YTD Net Growth	YTD Net Growth%	Member Count 12 Months Ago	Avg. length of service for dropped members	Months Since Last MMR ***	Yrs. Since Last Officer Report	President Rotation	Vice President Reported ****	Months Since Last Activity Report ***	Account Balance	Donations for current Fiscal Year	
			Number of times on status quo within last two years	If below 15 members appears				If net loss is greater than 20% appears			If no report in 3 months appears in	When more than one year appears in	Number of repeat terms	Notes the officers that do not have appears in an active	If no report at 12 months red			
Clubs more than two years old																		
4864	ADAMSVILLE	11/28/1944	Active	17	2	2	0	0.00%	17	15	4		2	R	M,SC	24+		
107948	BARTLETT	04/02/2010	Active	25	2	1	1	4.17%	25	3	6			N		0	\$100.00	
Exc Award (06/30/2018, 06/30/2019, 06/30/2020)																		
4873	BRUCETON	08/08/1933	Active	23	5	0	5	27.78%	18		0		11	N	SC	24+	90+ Days	
4874	CAMDEN	01/03/1939	Active	30	0	2	-2	-6.25%	32	26	1			N		8		
Exc Award (06/30/2024)																		
4875	CHESTER COUNTY	04/10/1945	Active	34	1	2	-1	-2.86%	35	3	0				T,M,VP,SC	24+	\$2,000.00	
4876	COVINGTON	11/05/1925	Active	22	1	9	-8	-26.67%	29	5	0		None		P,M,VP,SC	24+		
4880	DYER	02/27/1942	Active(1)	13	0	0	0	0.00%	12		8		4	R		24+		
4884	GERMANTOWN	08/07/1972	Active	23	0	3	-3	-11.54%	25	9	1			N		0	\$250.00	
4888	HUMBOLDT	01/01/1940	Active	27	2	2	0	0.00%	28	13	0			N		0	\$100.00	
4889	HUNTINGDON	07/31/1933	Active	31	2	3	-1	-3.13%	34	10	1		2	R	M,SC	0		
4890	JACKSON	06/05/1937	Active	10	0	0	0	0.00%	10		2		7		M,VP,SC	24+		
4891	JACKSON OLD HICKORY	05/07/1973	Active	18	7	1	6	50.00%	11	5	0		None	N	P,SC	3		
4920	LAKE COUNTY	06/23/1931	Active	23	3	1	2	9.52%	22	1	0			N	P,M,SC	N/R		
40499	LAKELAND	11/04/1981	Active	24	1	0	1	4.35%	24		5				M,VP,SC	24+		
Exc Award (06/30/2018)																		
4893	LEXINGTON	09/24/1947	Active	20	1	0	1	5.26%	15		0		2	N	M,SC	0		
4897	MEDINA	03/21/1946	Active	21	3	0	3	16.67%	19		0			R	SC	8		
4898	MEMPHIS DOWNTOWN	12/18/1916	Active	5	0	0	0	0.00%	4		7		2	R	M	3	\$20.00	
Exc Award (06/30/2024)																		
128947	Memphis Hamilton Eye Institute	10/07/2016	Active	51	22	14	8	18.60%	42	6	1				VP,SC	24+		
78297	MEMPHIS SOUTHERN COLLEGE OF OPTOMETRY	02/23/2004	Active	14	12	8	4	40.00%	10	2	0			N	M,SC	24+		
4903	MIDDLETON	02/22/1965	Active(1)	8	0	0	0	0.00%	8		9			R	SC	24+		
4904	MILAN	01/02/1936	Active(1)	19	22	3	19	100.00%	18	9	3		4		M,VP,SC	24+		



## Club Health Assessment for District 12 L through January 2025

Club Number	Club Name	Charter Date	Status	Membership							Reports					Finance	LCIF
				Current Member Count	YTD Members Added	YTD Members Dropped	YTD Net Growth	YTD Net Growth%	Member Count 12 Months Ago	Avg. length of service for dropped members	Months Since Last MMR ***	Yrs. Since Last Officer Report	President Rotation	Vice President Reported ****	Months Since Last Activity Report ***	Account Balance	Donations for current Fiscal Year
			Number of times on status quo within last two years	If below 15 members appears				If net loss is greater than 20% appears			If no report in 3 months appears in	When more than one year appears in	Number of repeat terms	Notes the officers that do not have an active	If no report at 12 months appears in red		
4905	MILLINGTON	02/24/1953	Active	15	2	1	1	7.14%	13	6	1		10	R	SC	24+	
4909	PARIS	05/11/1921	Active	53	0	1	-1	-1.85%	52	58	3		2	N	SC	1	\$200.00
4877	PARSONS	03/30/1938	Active	21	3	0	3	16.67%	19		0		None	R	P,M,SC	24+	
149157	Puryear	12/02/2021	Active	22	10	1	9	69.23%	11	1	0		2	R	M,SC	0	\$1,000.00
4913	SAVANNAH	04/27/1936	Active	18	0	0	0	0.00%	18		5		2	R	M	9	
4914	SCOTTS HILL	03/30/1948	Active	16	1	1	0	0.00%	16	18	0			N	P,T,M,SC	24+	
4915	SELMER	10/07/1937	Active	15	0	1	-1	-6.25%	16	43	2		11	R	P,M,VP,SC	24+	
4923	TRIMBLE	05/19/1953	Active	10	2	1	1	11.11%	12	4	2		3		M,VP,SC	2	
4924	TROY	04/27/1953	Active(1)	9	2	0	2	28.57%	10		5		12	R	M,VP,SC	24+	

Clubs Cancelled Previous Fiscal Year – Clubs Cancelled within last 12 months may be reinstated

Club Number	Club Name	Charter Date	Current Status*	Cancellation Date
106522	NEWBERN	08/31/2009	Cancelled(6*)	07/29/2023
63017	UNION CITY CASEY-JOHNSON	04/03/2000	Cancelled(8*)	12/29/2023

Current Total Clubs Count	YTD New Clubs Count	YTD Cancelled Clubs Count	YTD Net Club Gain	Current Total Members Count	YTD Add	YTD Drop	YTD Net Growth	YTD Net Growth %	Member Count 12 Months Ago	Average Member Count Per Club	% of Clubs with less than 20 members	% No MMR in 3 Months	% No Officer Report in 12 Months	% of Clubs with balance 90+ days	Number of Clubs in Status Quo	% Status Quo Clubs in Financial Suspension	Number of Cancelled Clubs	Average Cancelled Club Age	Members Lost Due to Cancellation	% of Clubs Cancelled for Non-Financial Reasons
30	0	0	0	637	106	57	49	8.33%	605	21	47%	33%	0%	3%	0	0%	0	0	0	0%

\* - P - Priority Club. Cancellation Reasons: 1-Objectives/conduct, 2-Non-active club, 5-Non-existing club, 6-Disbanding, 7-Merger, 8-Financial Suspension, 9-District/Multiple District Dues.

\*\* - Abbreviation: P-President, S-Secretary, T-Treasurer, M-Member Chairperson, VP-First Vice President, MC-Communications Chairperson, SC-Service Chairperson

\*\*\* - Abbreviation: N/R - Never reported using the Lions Clubs website, N/A - Not applicable, No password registered for the Lions Clubs website.

\*\*\*\* - Abbreviation: N - New, IP - Immediate Past, R - Repeat.



# Club Health Assessment for District 12 I through January 2025

			Status	Membership							Reports					Finance	LCIF
Club Number	Club Name	Charter Date		Current Member Count	YTD Members Added	YTD Members Dropped	YTD Net Growth	YTD Net Growth%	Member Count 12 Months Ago	Avg. length of service for dropped members	Months Since Last MMR ***	Yrs. Since Last Officer Report	President Rotation	Vice President Reported ****	Months Since Last Activity Report ***	Account Balance	Donations for current Fiscal Year
			Number of times on status quo within last two years	If below 15 members appears				If net loss is greater than 20% appears			If no report in 3 months appears in	When more than one year appears in	Number of repeat terms	Notes the officers that do not have an active	If no report at 12 months appears in red		
Clubs more than two years old																	
4928	ARDMORE	12/14/1953	Active	21	1	1	0	0.00%	21	61	0		6	R	M,SC	23	
4929	ASHLAND CITY	04/27/1945	Active	14	0	2	-2	-12.50%	17	15	2		3	R	SC	19	
4930	BELFAST	07/03/1951	Active	19	0	0	0	0.00%	19		10		None		P,T,M,VP,SC	7	\$300.00
4935	CENTERVILLE	12/14/1938	Active	17	0	0	0	0.00%	15		9	1	None		P,S,T,M,VP SC	24+	
4936	CHAPEL HILL	05/31/1946	Active	78	5	1	4	5.41%	77	3	0			N	SC	5	
Exc Award (06/30/2016)																	
4937	CHARLOTTE	06/03/1947	Active	19	2	1	1	5.56%	18	52	5			N	T,M,VP,SC	3	
60389	CHEATHAM COUNTY	02/23/1998	Active	15	0	5	-5	-25.00%	20	5	1		3		M,VP	0	
46271	CLARKSVILLE QUEEN CITY	06/24/1986	Active	17	2	3	-1	-5.56%	18	6	0			R	SC	0	\$5.00
Exc Award (06/30/2019, 06/30/2024)																	
4939	COLLEGE GROVE	07/05/1948	Active	11	0	1	-1	-8.33%	11	14	1				T,M,VP,SC	9	
115293	COLUMBIA	10/14/2011	Active	13	2	10	-8	-38.10%	26	12	1		2	R	SC	0	\$1,000.00
132268	Columbia United	07/20/2017	Active	20	9	1	8	66.67%	16	11	1			N	SC	5	
4943	CORNERVILLE	03/01/1946	Active	22	5	0	5	29.41%	19		4		None		P,T,M,VP,SC	18	
4944	CULLEOKA	04/18/1972	Active	34	0	0	0	0.00%	34		19	1	None		P,S,T,M,VP SC	24+	
4945	DICKSON	07/18/1933	Active	31	2	1	1	3.33%	28	3	0		2	N		5	\$140.00
Exc Award (06/30/2024)																	
4946	DONELSON	05/30/1947	Active	49	1	1	0	0.00%	50	1	0				M,VP,SC	9	\$5.00
Exc Award (06/30/2017)																	
121661	East Hickman	03/25/2014	Active	14	0	0	0	0.00%	15		8			IP	M,SC	1	\$75.00
4948	FAIRVIEW	10/23/1958	Active	9	0	0	0	0.00%	9		11		None	N	P,M,SC	8	
4951	FRANKLIN	05/08/1945	Active	43	1	0	1	2.38%	40		2			N	SC	3	
32198	HOUSTON COUNTY L C	05/24/1976	Active	22	2	2	0	0.00%	22	19	0			R		0	\$100.00
Exc Award (06/30/2019)																	
4959	IRON CITY	05/09/1961	Cancelled(8*)	0	0	6	-6	-100.00%	6	25	1	1	None		P,S,T,M,VP SC	2	90+ Days



# Club Health Assessment for District 12 I through January 2025

			Status		Membership						Reports					Finance		LCIF		
Club Number	Club Name	Charter Date		Current Member Count	YTD Members Added	YTD Members Dropped	YTD Net Growth	YTD Net Growth%	Member Count 12 Months Ago	Avg. length of service for dropped members	Months Since Last MMR ***	Yrs. Since Last Officer Report	President Rotation	Vice President Reported ****	Months Since Last Activity Report ***	Account Balance	Donations for current Fiscal Year			
			Number of times on status quo within last two years	If below 15 members appears				If net loss is greater than 20% appears			If no report in 3 months appears in	When more than one year appears in	Number of repeat terms	Notes the officers that do not have appears in an active	If no report at 12 months red					
4961	LAWRENCEBURG Exc Award (06/30/2018)	06/28/1935	Active	29	3	6	-3	-9.38%	30	2	0			N	M,SC	1				
4963	LEWISBURG	06/23/1937	Active	25	1	6	-5	-16.67%	31	4	1			N		0		\$100.00		
4965	LORETTO	01/17/1951	Active	32	1	0	1	3.23%	31		0			N	M,VP,SC	24+				
78056	LORETTO LIONESS LIONS	01/08/2004	Active	25	1	2	-1	-3.85%	27	12	0		None		P,T,M,VP,SC	0				
37783	MC EWEN	12/05/1979	Active	6	0	0	0	0.00%	6		10			IP	P,VP,SC	0				
4971	MT PLEASANT MAURY COUNTY	04/23/1951	Active	22	0	5	-5	-18.52%	35	5	2		2	N	P,SC	8	90+ Days			
4975	NASHVILLE	02/12/1920	Active	24	1	0	1	4.35%	23		3		2	N	M,SC	2				
4982	NEW JOHNSONVILLE	11/20/1958	Cancelled(8*)	0	0	7	-7	-100.00%	7	16	1	1	None		P,S,T,M,VP SC	24+	90+ Days			
4983	NOLENSVILLE	10/12/1955	Active	53	5	6	-1	-1.85%	53	8	0			N	SC	0	90+ Days			
4987	PULASKI	05/03/1946	Active	34	7	3	4	13.33%	34	8	0			N		0				
4988	SAINT JOSEPH Exc Award (06/30/2018)	12/08/1971	Active	12	0	2	-2	-14.29%	16	1	1			N	SC	1				
4991	SPRING HILL	07/31/1967	Active	13	1	1	0	0.00%	14	35	6		None	R	P	24				
4994	WAVERLY	11/13/1950	Active	16	1	3	-2	-11.11%	19	38	0		2	R	M	1		\$2,000.00		
4995	WAYNESBORO	01/29/1947	Active	16	0	0	0	0.00%	16		19	1	None		P,S,T,M,VP SC	24+				
109062	WILLIAMSON COUNTY Exc Award (06/30/2017)	08/10/2010	Active	17	1	1	0	0.00%	17	8	0		3	R	T,M	1				
Current Total Clubs Count	YTD New Clubs Count	YTD Cancelled Clubs Count	YTD Net Club Gain	Current Total Members Count	YTD Add	YTD Drop	YTD Net Growth	YTD Net Growth %	Member Count 12 Months Ago	Average Member Count Per Club	% of Clubs with less than 20 members	% No MMR in 3 Months	% No Officer Report in 12 Months	% of Clubs with balance 90+ days	Number of Clubs in Status Quo	% Status Quo Clubs in Financial Suspension	Number of Cancelled Clubs	Average Cancelled Club Age	Members Lost Due to Cancellation	% of Clubs Cancelled for Non-Financial Reasons
33	0	2	-2	792	54	77	-23	-2.82%	840	24	48%	33%	9%	6%	0	0%	2	65	13	0%

\* - P - Priority Club. Cancellation Reasons: 1-Objectives/conduct, 2-Non-active club, 5-Non-existing club, 6-Disbanding, 7-Merger, 8-Financial Suspension, 9-District/Multiple District Dues.

\*\* - Abbreviation: P-President, S-Secretary, T-Treasurer, M-Member Chairperson, VP-First Vice President, MC-Communications Chairperson, SC-Service Chairperson

\*\*\* - Abbreviation: N/R - Never reported using the Lions Clubs website, N/A - Not applicable, No password registered for the Lions Clubs website.

\*\*\*\* - Abbreviation: N - New, IP - Immediate Past, R - Repeat.



# Club Health Assessment for District 12 O through January 2025

			Status	Membership							Reports					Finance		LCIF
Club Number	Club Name	Charter Date		Current Member Count	YTD Members Added	YTD Members Dropped	YTD Net Growth	YTD Net Growth%	Member Count 12 Months Ago	Avg. length of service for dropped members	Months Since Last MMR ***	Yrs. Since Last Officer Report	President Rotation	Vice President Reported ****	Months Since Last Activity Report ***	Account Balance	Donations for current Fiscal Year	
			Number of times on status quo within last two years	If below 15 members appears				If net loss is greater than 20% appears			If no report in 3 months appears in	When more than one year appears in	Number of repeat terms	Notes the officers that do not have an active	If no report at 12 months appears in red			
Clubs more than two years old																		
5000	ALGOOD	05/05/1972	Active(2)	10	0	0	0	0.00%	10		59	2	None	P,S,T,M,VP SC	24+			
5002	ATHENS	03/18/1938	Active	12	0	0	0	0.00%	14		12		5	M,VP,SC	7			
Exc Award (06/30/2016, 06/30/2018)																		
134539	Bakewell Tri County	04/20/2018	Active(1)	4	2	2	0	0.00%	4	0	1			M,VP,SC	24+		\$20.00	
5004	BENTON	02/07/1941	Active(2)	10	0	0	0	0.00%	10		9	1	None	P,S,T,M,VP SC	24+			
5006	BYRDSTOWN	07/16/1947	Active	7	0	1	-1	-12.50%	8	1	4		3	R	SC	16		
Exc Award (06/30/2018)																		
5017	CLEVELAND	09/13/1929	Active	30	4	1	3	11.11%	33	10	3			N	SC	3	\$1,230.00	
5019	COOKEVILLE	04/06/1922	Active	16	1	0	1	6.67%	16		6		9	R		4		
58311	CROSSVILLE	05/23/1996	Active	18	0	1	-1	-5.26%	17	3	6		2	R		2	\$570.00	
Exc Award (06/30/2018, 06/30/2021, 06/30/2022)																		
5022	DAISY-DALLAS	01/04/1962	Active	5	0	1	-1	-16.67%	6	40	3			P,M,VP,SC	24+		\$200.00	
5023	DAYTON	05/27/1936	Active	19	0	2	-2	-9.52%	22	1	1			M,VP,SC	10		\$150.00	
Exc Award (06/30/2016, 06/30/2018, 06/30/2022)																		
5026	DELANO	01/22/1973	Active	17	0	0	0	0.00%	17		9		4	R	P,M,VP,SC	24+		
Exc Award (06/30/2018)																		
5028	DUNLAP	03/06/1945	Active	39	0	5	-5	-11.36%	44	11	5			N	M,SC	1	\$895.00	
Exc Award (06/30/2018, 06/30/2021)																		
5013	EAST HAMILTON	09/30/1954	Active	16	0	1	-1	-5.88%	17	53	4			IP	SC	24+		
5030	ENGLEWOOD	10/06/1944	Active	10	0	0	0	0.00%	10		10		8	R	T,SC	24+		
5032	ETOWAH	05/28/1943	P- Active	0	0	0	0	0.00%	0		13	1	None	P,S,T,M,VP SC	24+			
Exc Award (06/30/2018)																		
31655	FAIRFIELD GLADE	02/11/1976	Active	73	6	2	4	5.80%	78	6	0			VP,SC	0		\$3,929.00	
5038	HIXSON	04/24/1973	Active	14	0	3	-3	-17.65%	17	19	5		6	M,VP,SC	0		\$400.00	
Exc Award (06/30/2017, 06/30/2018, 06/30/2022)																		
5042	JASPER	02/23/1945	Active	27	0	0	0	0.00%	28		10		None	P,M,VP,SC	24+			
Exc Award (06/30/2018)																		



# Club Health Assessment for District 12 O through January 2025

			Status	Membership							Reports					Finance		LCIF
Club Number	Club Name	Charter Date		Current Member Count	YTD Members Added	YTD Members Dropped	YTD Net Growth	YTD Net Growth%	Member Count 12 Months Ago	Avg. length of service for dropped members	Months Since Last MMR ***	Yrs. Since Last Officer Report	President Rotation	Vice President Reported ****	Months Since Last Activity Report ***	Account Balance	Donations for current Fiscal Year	
			Number of times on status quo within last two years	If below 15 members appears				If net loss is greater than 20% appears			If no report in 3 months appears in	When more than one year appears in	Number of repeat terms	Notes the officers that do not have an active	If no report at 12 months appears in red			
5044	LOOKOUT VALLEY	04/29/1952	Active	34	1	1	0	0.00%	35	17	2			M,VP,SC	3			
	Exc Award (06/30/2017, 06/30/2018, 06/30/2020)																	
5024	MEIGS COUNTY L C	11/22/1966	Cancelled(8*)	0	0	8	-8	-100.00%	8	9	1	1	None	P,S,T,M,VP SC	24+	90+ Days		
	Exc Award (06/30/2018)																	
5049	MONTEREY	08/05/1969	Active	23	1	0	1	4.55%	21		4			N SC	4			
	Exc Award (06/30/2018)																	
5053	OVERTON COUNTY	12/18/1952	Active	10	0	0	0	0.00%	11		7		2	T,M,VP,SC	13			
	Exc Award (06/30/2018)																	
5055	RED BANK	07/12/1940	Active	36	8	4	4	12.50%	36	12	0			N	19		\$1,260.00	
	Exc Award (06/30/2018, 06/30/2023)																	
5058	SALE CREEK	04/17/1946	Active	19	4	3	1	5.56%	23	4	2		21	N M,SC	6		\$210.00	
5059	SIGNAL MOUNTAIN	08/14/1958	Active	83	9	3	6	7.79%	79	11	0			N	2		\$2,290.00	
	Exc Award (06/30/2023)																	
5061	SODDY DAISY	02/14/1945	Active	3	0	0	0	0.00%	3		8		14	T,VP,SC	N/R			
5062	SOUTH PITTSBURG	07/18/1940	Active	9	0	0	0	0.00%	10		5			R SC	24+			
120651	Spring City	11/05/2013	Active	10	0	1	-1	-9.09%	10	1	0		6	R	10		\$250.00	
	Exc Award (06/30/2018, 06/30/2023)																	
5065	SWEETWATER	09/11/1941	Active	7	0	0	0	0.00%	7		7		9	R M,VP,SC	24+			
111483	WHITWELL CROSSROADS	06/22/2011	Active(2)	5	0	0	0	0.00%	5		3	4	None	P,S,T,M,VP SC	24+			

Clubs Cancelled Previous Fiscal Year – Clubs Cancelled within last 12 months may be reinstated

Club Number	Club Name	Charter Date	Current Status*	Cancellation Date
5009	CELINA	10/28/1952	Cancelled(8*)	12/29/2023
5010	CHATTANOOGA	11/10/1927	Cancelled(6*)	02/29/2024
133599	Chattanooga University Community	01/17/2018	Cancelled(8*)	06/29/2024
142425	Hamilton County Virtual	08/06/2020	Cancelled(6*)	02/29/2024



## Club Health Assessment for District 12 O through January 2025

				Status		Membership								Reports					Finance		LCIF
Club Number	Club Name	Charter Date				Current Member Count	YTD Members Added	YTD Members Dropped	YTD Net Growth	YTD Net Growth%	Member Count 12 Months Ago	Avg. length of service for dropped members	Months Since Last MMR ***	Yrs. Since Last Officer Report	President Rotation	Vice President Reported ****	Months Since Last Activity Report ***	Account Balance	Donations for current Fiscal Year		
						Number of times on status quo within last two years		If below 15 members appears		If net loss is greater than 20% appears			If no report in 3 months appears in	When more than one year appears in	Number of repeat terms	Notes the officers that do not have an active	If no report at 12 months appears in red				
Current Total Clubs Count	YTD New Clubs Count	YTD Cancelled Clubs Count	YTD Net Club Gain	Current Total Members Count	YTD Add	YTD Drop	YTD Net Growth	YTD Net Growth %	Member Count 12 Months Ago	Average Member Count Per Club	% of Clubs with less than 20 members	% No MMR in 3 Months	% No Officer Report in 12 Months	% of Clubs with balance 90+ days	Number of Clubs in Status Quo	% Status Quo Clubs in Financial Suspension	Number of Cancelled Clubs	Average Cancelled Club Age	Members Lost Due to Cancellation	% of Clubs Cancelled for Non-Financial Reasons	
29	0	1	-1	566	36	39	-3	-0.53%	599	20	72%	72%	14%	0%	0	0%	1	235	8	-200%	

\* - P - Priority Club. Cancellation Reasons: 1-Objectives/conduct, 2-Non-active club, 5-Non-existing club, 6-Disbanding, 7-Merger, 8-Financial Suspension, 9-District/Multiple District Dues.

\*\* - Abbreviation: P-President, S-Secretary, T-Treasurer, M-Member Chairperson, VP-First Vice President, MC-Communications Chairperson, SC-Service Chairperson

\*\*\* - Abbreviation: N/R - Never reported using the Lions Clubs website, N/A - Not applicable, No password registered for the Lions Clubs website.

\*\*\*\* - Abbreviation: N - New, IP - Immediate Past, R - Repeat.



# Club Health Assessment for District 12 N through January 2025

			Status	Membership							Reports					Finance		LCIF
Club Number	Club Name	Charter Date		Current Member Count	YTD Members Added	YTD Members Dropped	YTD Net Growth	YTD Net Growth%	Member Count 12 Months Ago	Avg. length of service for dropped members	Months Since Last MMR ***	Yrs. Since Last Officer Report	President Rotation	Vice President Reported ****	Months Since Last Activity Report ***	Account Balance	Donations for current Fiscal Year	
			Number of times on status quo within last two years	If below 15 members appears				If net loss is greater than 20% appears			If no report in 3 months appears in	When more than one year appears in	Number of repeat terms	Notes the officers that do not have an active	If no report at 12 months appears in red			
Clubs more than two years old																		
5076	BULLS GAP	09/25/1946	Active	13	0	0	0	0.00%	13		13		21	R	P,SC	5		
97336	CAMPBELL COUNTY	06/19/2006	Active	20	1	0	1	5.26%	21		3			N	SC	3		
Exc Award (06/30/2021, 06/30/2023)																		
149680	Caryville Cares	01/28/2022	Cancelled(8*)	0	0	23	-23	-100.00%	28	3	1		None		P,S,T,M,VP SC SC	N/R	90+ Days	
5078	CLINTON	07/02/1940	Active	15	1	1	0	0.00%	19	1	1			N	SC	0	\$100.00	
Exc Award (06/30/2016, 06/30/2017, 06/30/20)																		
5081	DANDRIDGE	02/24/1939	Active	56	4	7	-3	-5.08%	59	13	1			N	SC	0	\$200.00	
Exc Award (06/30/2018, 06/30/2022, 06/30/20)																		
120522	East Tennessee State University	10/15/2013	Active(1)	2	0	0	0	0.00%	4		8		2		VP,SC	24+		
124889	Elizabethton	05/21/2015	Active	20	0	0	0	0.00%	18		12			N	SC	5	\$1,000.00	
147963	Erwin	08/16/2021	Active	6	0	0	0	0.00%	6		13		3		P,M,VP,SC	N/R		
5080	FARRAGUT	12/06/1973	Active	26	0	0	0	0.00%	25		6			R		2		
5083	FOUNTAIN CITY	01/05/1942	Active	17	0	0	0	0.00%	18		4			R	M,SC	6		
5085	GREENEVILLE	05/08/1940	Active	12	1	2	-1	-7.69%	14	60	0				M,VP,SC	6	\$250.00	
5087	HALLS COMMUNITY	02/10/1961	Active	6	0	0	0	0.00%	3		4				M,VP,SC	6		
5089	HARRIMAN	11/12/1948	Active	25	0	0	0	0.00%	27		5		2	R	T,M	22		
5090	INSKIP	02/22/1949	Active	14	1	0	1	7.69%	13		0			N	M,SC	4		
Exc Award (06/30/2022, 06/30/2023)																		
5093	JOHNSON CITY	12/05/1947	Active	23	1	2	-1	-4.17%	24	1	0		2		VP,SC	5	\$1,100.00	
Exc Award (06/30/2021)																		
5095	JOHNSON COUNTY	01/16/1953	Active	6	0	2	-2	-25.00%	13	3	1		None		P,M,VP,SC	1		
5096	KARNS	01/28/1954	Active	34	2	1	1	3.03%	32	25	1			N	SC	1	\$3,000.00	
Exc Award (06/30/2021, 06/30/2022)																		
5097	KINGSPORT	06/29/1946	Active	32	3	1	2	6.67%	32	52	0			N		6	\$4,100.00	
Exc Award (06/30/2018)																		
5098	KINGSTON	02/12/1947	Active	15	1	0	1	7.14%	15		4			N	SC	4	90+ Days \$100.00	





# Club Health Assessment for District 12 N through January 2025

			Status	Membership							Reports					Finance		LCIF
Club Number	Club Name	Charter Date		Current Member Count	YTD Members Added	YTD Members Dropped	YTD Net Growth	YTD Net Growth%	Member Count 12 Months Ago	Avg. length of service for dropped members	Months Since Last MMR ***	Yrs. Since Last Officer Report	President Rotation	Vice President Reported ****	Months Since Last Activity Report ***	Account Balance	Donations for current Fiscal Year	
			Number of times on status quo within last two years	If below 15 members appears					If net loss is greater than 20% appears			If no report in 3 months appears in	When more than one year appears in	Number of repeat terms	Notes the officers that do not have an active	If no report at 12 months appears in red		
68907	KNOX COUNTY NORTH	06/20/2003	Active	9	0	0	0	0.00%	8		9			IP	M,SC	6		
131089	Knoxville East	05/31/2017	Active	45	3	2	1	2.27%	44	3	4		9	R	M,VP,SC	24+		
32066	KNOXVILLE TRI-COUNTY	04/22/1976	Active	16	0	1	-1	-5.88%	14	5	0			N	M,SC	0		\$330.00
Exc Award (06/30/2018, 06/30/2021)																		
5106	LOUDON	11/19/1935	Active	14	0	5	-5	-26.32%	19	27	0			R	S,M,SC	2		
Exc Award (06/30/2016)																		
5107	MARYVILLE	03/11/1938	Active	15	0	0	0	0.00%	15		0			N		0		\$200.00
Exc Award (06/30/2022)																		
5110	MORRISTOWN CHEROKEE	03/03/1961	Active	14	0	0	0	0.00%	13		8			N	M,SC	N/R		
5109	MORRISTOWN HAMBLÉN	11/04/1946	Active	26	0	1	-1	-3.70%	34	1	0			N	SC	0		
Exc Award (06/30/2021)																		
51138	MORRISTOWN MORRIS BOULEVARD	12/26/1990	Active	11	0	0	0	0.00%	11		20			N	M,SC	24+		
5114	NORRIS	02/02/1956	Active	44	1	0	1	2.33%	44		1			N	SC	4		\$2,000.00
Exc Award (06/30/2020)																		
29912	OAK RIDGE	11/08/1974	Active	20	4	1	3	17.65%	15	41	1			N		5		\$700.00
Exc Award (06/30/2024)																		
5119	ONEIDA	06/02/1950	Active	9	1	0	1	12.50%	9		1		5	R	M,SC	14		
5121	POWELL	08/27/1951	Active	14	0	0	0	0.00%	14		8		7	R	M,SC	24+		
5123	ROGERSVILLE	06/23/1955	Active	23	0	0	0	0.00%	23		8				M,VP,SC	2		
5124	RUTLEDGE	04/24/1945	Active	11	0	0	0	0.00%	11		25	1	None		P,S,T,M,VP SC	24+		
130726	Sevier County	04/18/2017	Active	24	7	3	4	20.00%	21	5	0		2	R		0		\$583.31
Exc Award (06/30/2020, 06/30/2021, 06/30/2022)																		
62492	TELLICO VILLAGE	11/22/1999	Active	64	10	5	5	8.47%	51	1	0		2	R		0		\$100.00
Exc Award (06/30/2024)																		
103843	UNION COUNTY	10/28/2008	Active	12	0	0	0	0.00%	12		7		7	R	M,VP,SC	0		
5130	WEST KNOX L C	02/29/1968	Active	25	0	1	-1	-3.85%	28	15	6			N		4		
Exc Award (06/30/2019, 06/30/2022, 06/30/2023)																		



## Club Health Assessment for District 12 N through January 2025

			Status	Membership							Reports					Finance	LCIF
Club Number	Club Name	Charter Date		Current Member Count	YTD Members Added	YTD Members Dropped	YTD Net Growth	YTD Net Growth%	Member Count 12 Months Ago	Avg. length of service for dropped members	Months Since Last MMR ***	Yrs. Since Last Officer Report	President Rotation	Vice President Reported ****	Months Since Last Activity Report ***	Account Balance	Donations for current Fiscal Year
			Number of times on status quo within last two years	If below 15 members appears				If net loss is greater than 20% appears			If no report in 3 months appears in	When more than one year appears in	Number of repeat terms	Notes the officers that do not have an active	If no report at 12 months appears in red		

Clubs Cancelled Previous Fiscal Year – Clubs Cancelled within last 12 months may be reinstated

Club Number	Club Name	Charter Date	Current Status*	Cancellation Date
5079	COALFIELD	09/22/1966	Cancelled(8*)	06/29/2024
41660	EAST HAWKINS COUNTY L C	06/26/1982	Cancelled(8*)	06/29/2024

Current Total Clubs Count	YTD New Clubs Count	YTD Cancelled Clubs Count	YTD Net Club Gain	Current Total Members Count	YTD Add	YTD Drop	YTD Net Growth	YTD Net Growth %	Member Count 12 Months Ago	Average Member Count Per Club	% of Clubs with less than 20 members	% No MMR in 3 Months	% No Officer Report in 12 Months	% of Clubs with balance 90+ days	Number of Clubs in Status Quo	% Status Quo Clubs in Financial Suspension	Number of Cancelled Clubs	Average Cancelled Club Age	Members Lost Due to Cancellation	% of Clubs Cancelled for Non-Financial Reasons
36	0	1	-1	738	41	58	-17	-2.25%	770	21	56%	53%	3%	3%	0	0%	1	103	23	-200%

\* - P - Priority Club. Cancellation Reasons: 1-Objectives/conduct, 2-Non-active club, 5-Non-existing club, 6-Disbanding, 7-Merger, 8-Financial Suspension, 9-District/Multiple District Dues.

\*\* - Abbreviation: P-President, S-Secretary, T-Treasurer, M-Member Chairperson, VP-First Vice President, MC-Communications Chairperson, SC-Service Chairperson

\*\*\* - Abbreviation: N/R - Never reported using the Lions Clubs website, N/A - Not applicable, No password registered for the Lions Clubs website.

\*\*\*\* - Abbreviation: N - New, IP - Immediate Past, R - Repeat.



# Club Health Assessment for District 12 S through January 2025

			Status	Membership							Reports					Finance		LCIF
Club Number	Club Name	Charter Date		Current Member Count	YTD Members Added	YTD Members Dropped	YTD Net Growth	YTD Net Growth%	Member Count 12 Months Ago	Avg. length of service for dropped members	Months Since Last MMR ***	Yrs. Since Last Officer Report	President Rotation	Vice President Reported ****	Months Since Last Activity Report ***	Account Balance	Donations for current Fiscal Year	
			Number of times on status quo within last two years	If below 15 members appears				If net loss is greater than 20% appears			If no report in 3 months appears in	When more than one year appears in	Number of repeat terms	Notes the officers that do not have an active	If no report at 12 months appears in red			
Clubs more than two years old																		
47242	ALEXANDRIA	04/24/1987	Active	21	0	0	0	0.00%	26		10		2	N	S,T,M,VP,SC	24+		
5008	CARTHAGE	06/18/1951	Active	8	0	0	0	0.00%	9		7		7		P,M,VP,SC	24+		
4942	COMMUNITY L C	10/08/1970	Active	12	0	0	0	0.00%	12		10			N	T,VP,SC	1		
5025	DECHERD	05/14/1959	Active	11	4	0	4	57.14%	7		2		5		P,M,VP,SC	24+		
5031	ESTILL SPRINGS	02/03/1961	Active	18	1	0	1	5.88%	18		6		3	N	T,SC	1	\$200.00	
4949	FAYETTEVILLE	01/28/1947	Active	44	1	0	1	2.33%	41		2				VP	0	\$505.00	
Exc Award (06/30/2023)																		
4952	GALLATIN	06/25/1937	Active	47	0	0	0	0.00%	48		0			N	P,M,VP,SC	24+		
140925	Gladeville	02/10/2020	Active	7	0	0	0	0.00%	10		9				VP,SC	19		
5039	HUNT LAND	03/07/1949	Active(2)	22	0	0	0	0.00%	22		16		13		T,M,VP,SC	N/R		
104554	JACKSON COUNTY	01/26/2009	Active	13	0	0	0	0.00%	13		13		4		S,M,VP,SC	24+		
45765	LAFAYETTE	02/24/1986	Active	97	3	1	2	2.11%	92	13	1			N	P,S,SC	14	\$6,733.00	
67047	LAFAYETTE LIONESS	12/26/2002	Active	41	1	10	-9	-18.00%	50	9	1		2	R		1	\$150.00	
Exc Award (06/30/2023)																		
55816	LASCASSAS & MILTON L C	06/10/1994	Cancelled(8*)	0	0	16	-16	-100.00%	16	13	1		None		P,S,T,M,VP SC	24+	90+ Days	
4962	LEBANON	01/10/1933	Active	9	0	0	0	0.00%	9		7				VP,SC	24+		
Exc Award (06/30/2018)																		
118381	LEBANON NOON	12/05/2012	Active(1)	3	0	0	0	0.00%	3		6		3		M,VP	24+		
4966	LYNCHBURG	11/19/1958	Active	9	0	0	0	0.00%	9		10		15	R	VP,SC	10		
5046	MANCHESTER	09/07/1953	Active	4	0	0	0	0.00%	4		21		6	R	SC	24+	\$200.00	
129652	Millersville	12/16/2016	Active	10	5	0	5	100.00%	5		0		3	R	SC	24		
46997	MT JULIET WEST WILSON	03/02/1987	Active	29	3	3	0	0.00%	29	6	1		None		P,M,VP	21	90+ Days	
119330	MTSU CAMPUS	05/09/2013	Active	5	0	0	0	0.00%	5		1		3	R		2	\$714.00	
4972	MURFREESBORO	06/16/1933	Active	29	0	0	0	0.00%	33		7		2	R	T,M,SC	24+		
Exc Award (06/30/2022)																		



# Club Health Assessment for District 12 S through January 2025

Club Number	Club Name	Charter Date	Status	Membership							Reports					Finance	LCIF
				Current Member Count	YTD Members Added	YTD Members Dropped	YTD Net Growth	YTD Net Growth%	Member Count 12 Months Ago	Avg. length of service for dropped members	Months Since Last MMR ***	Yrs. Since Last Officer Report	President Rotation	Vice President Reported ****	Months Since Last Activity Report ***	Account Balance	Donations for current Fiscal Year
			Number of times on status quo within last two years	If below 15 members appears				If net loss is greater than 20% appears			If no report in 3 months appears	When more than one year appears in	Number of repeat terms	Notes the officers that do not have an active	If no report at 12 months appears in red		
65156	MURFREESBORO NOON	03/21/2002	Active	15	0	1	-1	-6.25%	17	9	1		5	R	M,SC	0	\$155.00
4985	PETERSBURG	02/07/1945	Active	15	0	5	-5	-25.00%	20	6	2		5	N	M,VP,SC	24+	
67558	RED BOILING SPRINGS	03/31/2003	Active	3	0	0	0	0.00%	3		33		2		S,T,M,VP,SC	24+	
4989	SHELBYVILLE	05/29/1922	Active	23	2	2	0	0.00%	23	3	0			N	SC	21	
98955	SMITHVILLE	04/03/2007	Active	17	1	1	0	0.00%	17	0	6		10		M,VP,SC	10	
4990	SMYRNA	01/10/1949	Active	61	3	5	-2	-3.17%	60	12	0			N	SC	11	\$5.00
Exc Award (06/30/2017)																	
5035	SOUTHSIDE	10/29/1963	Active	26	1	5	-4	-13.33%	30	20	0		2	N	T,SC	2	
4992	SPRINGFIELD	05/06/1936	Active	36	0	4	-4	-10.00%	39	3	0		6		VP,SC	24+	
Exc Award (06/30/2017, 06/30/2022)																	
5067	TULLAHOMA	01/31/1945	Active	22	2	0	2	10.00%	19		1				VP	10	\$1,750.00
30341	TULLAHOMA DOWNTOWN	03/17/1975	Active	27	1	1	0	0.00%	30	1	3			N	M,SC	23	\$2,010.00
99599	WARREN COUNTY	06/12/2007	Active	27	2	1	1	3.85%	25	1	3		2	R	SC	9	\$15.00
Exc Award (06/30/2016, 06/30/2018, 06/30/2020)																	
104062	WESTMORELAND	12/08/2008	Active(2)	5	0	0	0	0.00%	5		14		3		T,M,VP,SC	24+	\$1,430.00
36867	WHITE HOUSE	04/04/1979	Active(1)	9	0	0	0	0.00%	7		10		3		S,M,VP,SC	24+	
5071	WINCHESTER	03/27/1951	Active(1)	10	10	0	10	100.00%	13		4		3		M,VP,SC	24+	
5072	WOODBURY	06/13/1935	Active	57	0	4	-4	-6.56%	62	6	3			N	P,SC	1	
																90+ Days	

Clubs Cancelled Previous Fiscal Year – Clubs Cancelled within last 12 months may be reinstated

Club Number	Club Name	Charter Date	Current Status*	Cancellation Date
5005	BRUSH CREEK	03/09/1965	Cancelled(6*)	01/29/2024
4947	EAGLEVILLE	03/10/1953	Cancelled(8*)	06/29/2024
98603	GRUNDY COUNTY	02/19/2007	Cancelled(8*)	06/29/2024
5036	HARTSVILLE	11/29/1935	Cancelled(8*)	12/29/2023
107631	HENDERSONVILLE	02/22/2010	Cancelled(8*)	06/29/2024
5047	MC MINNVILLE	09/28/1950	Cancelled(6*)	01/29/2024



## Club Health Assessment for District 12 S through January 2025

			Membership								Reports					Finance		LCIF		
Club Number	Club Name	Charter Date		Current Member Count	YTD Members Added	YTD Members Dropped	YTD Net Growth	YTD Net Growth%	Member Count 12 Months Ago	Avg. length of service for dropped members	Months Since Last MMR ***	Yrs. Since Last Officer Report	President Rotation	Vice President Reported ****	Months Since Last Activity Report ***	Account Balance	Donations for current Fiscal Year			
			Number of times on status quo within last two years	If below 15 members appears				If net loss is greater than 20% appears			If no report in 3 months appears in	When more than one year appears in	Number of repeat terms		Notes the officers that do not have an active	If no report at 12 months appears in red				
146054	Murfreesboro Lioness	05/03/2021	Cancelled(8*)	12/29/2023																
4986	PORTLAND	01/25/1955	Cancelled(8*)	06/29/2024																
5057	ROCK ISLAND	08/02/1966	Cancelled(6*)	06/29/2024																
50189	SHELBYVILLE LIBERTY	02/13/1990	Cancelled(8*)	06/29/2024																
4993	WATERTOWN	07/23/1953	Cancelled(8*)	06/29/2024																
Current Total Clubs Count	YTD New Clubs Count	YTD Cancelled Clubs Count	YTD Net Club Gain	Current Total Members Count	YTD Add	YTD Drop	YTD Net Growth	YTD Net Growth %	Member Count 12 Months Ago	Average Member Count Per Club	% of Clubs with less than 20 members	% No MMR in 3 Months	% No Officer Report in 12 Months	% of Clubs with balance 90+ days	Number of Clubs in Status Quo	% Status Quo Clubs in Financial Suspension	Number of Cancelled Clubs	Average Cancelled Club Age	Members Lost Due to Cancellation	% of Clubs Cancelled for Non-Financial Reasons
35	0	1	-1	792	40	59	-19	-2.34%	831	23	54%	57%	0%	9%	0	0%	1	589	16	-800%

\* - P - Priority Club. Cancellation Reasons: 1-Objectives/conduct, 2-Non-active club, 5-Non-existing club, 6-Disbanding, 7-Merger, 8-Financial Suspension, 9-District/Multiple District Dues.

\*\* - Abbreviation: P-President, S-Secretary, T-Treasurer, M-Member Chairperson, VP-First Vice President, MC-Communications Chairperson, SC-Service Chairperson

\*\*\* - Abbreviation: N/R - Never reported using the Lions Clubs website, N/A - Not applicable, No password registered for the Lions Clubs website.

\*\*\*\* - Abbreviation: N - New, IP - Immediate Past, R - Repeat.



# Club Health Assessment for District 18 L through January 2025

			Status	Membership							Reports					Finance		LCIF
Club Number	Club Name	Charter Date		Current Member Count	YTD Members Added	YTD Members Dropped	YTD Net Growth	YTD Net Growth%	Member Count 12 Months Ago	Avg. length of service for dropped members	Months Since Last MMR ***	Yrs. Since Last Officer Report	President Rotation	Vice President Reported ****	Months Since Last Activity Report ***	Account Balance	Donations for current Fiscal Year	
			Number of times on status quo within last two years	If below 15 members appears					If net loss is greater than 20% appears			If no report in 3 months appears in	When more than one year appears in	Number of repeat terms	Notes the officers that do not have appears in an active	If no report at 12 months red		
Clubs less than two years old																		
154937	Alpharetta (Pixel & Dice)	06/30/2023	Cancelled(8*)	0	0	23	-23	-100.00%	23	2	1	1	None	P,S,T,M,VP SC	N/R	90+ Days		
171634	Johns Creek	06/28/2024	Active	23	0	0	0	0.00%	0		7		None	P,S,T,M,VP SC	N/R	90+ Days		
Clubs more than two years old																		
7281	ADAIRSVILLE Exc Award (06/30/2018)	05/25/1942	Active	41	2	1	1	2.50%	40	2	4		6	R	SC	21		
7282	ALPHARETTA Exc Award (06/30/2017)	09/17/1953	Active	37	2	4	-2	-5.13%	48	21	1			M,VP	2		\$1,983.64	
7283	ATLANTA	12/17/1920	Active	58	0	0	0	0.00%	59		1		2	N	S,M,SC	9	\$750.00	
7284	ATLANTA BUCKHEAD	05/27/1941	Active	139	3	3	0	0.00%	139	6	0		None	P,S,T,M,VP SC	N/R			
60486	ATLANTA LATINO	03/18/1998	Active	32	2	7	-5	-13.51%	36	7	0			N	SC	1		
53844	ATLANTA METRO	11/25/1992	Active	23	0	1	-1	-4.17%	24	30	0		4	R	SC	0	\$595.00	
7289	BALL GROUND	10/04/1939	Active	22	4	1	3	15.79%	19	8	1			N	M,SC	0	\$100.00	
122355	Bartow County	06/13/2014	Active	24	0	0	0	0.00%	26		7	1	None	P,S,T,M,VP SC	24+	90+ Days		
7290	BOYNTON	11/11/1952	Active	13	0	0	0	0.00%	13		10	1	None	P,S,T,M,VP SC	24+			
7291	CALHOUN	04/12/1946	Active	9	0	0	0	0.00%	8		8		None	P,S,T,M,VP SC	24+	90+ Days		
7292	CANTON Exc Award (06/30/2018)	04/25/1932	Active	49	3	0	3	6.52%	46		4			M,VP,SC	3	90+ Days	\$1,000.00	
7494	CARROLLTON	02/27/1933	Active	45	2	1	1	2.27%	45	2	4			N		1	90+ Days \$1,000.00	
7296	CHATSWORTH	06/22/1932	Active	30	3	1	2	7.14%	26	14	3		12	N	P,SC	24+	90+ Days \$1,000.00	
7297	CHATTANOOGA VALLEY Exc Award (06/30/2018)	02/03/1970	Active	21	0	6	-6	-22.22%	27	30	0			N	SC	9		
7298	CHICKAMAUGA Exc Award (06/30/2018)	11/07/1966	Active	24	0	0	0	0.00%	27		5		None	P,S,T,M,VP SC	24+	90+ Days		
111057	DADE COUNTY	05/17/2011	Active	27	3	0	3	12.50%	24		5		3	N	SC	24+		
7303	DALTON	09/22/1937	Active	17	2	2	0	0.00%	21	26	1		2	N	M,SC	10		



# Club Health Assessment for District 18 L through January 2025

			Status	Membership							Reports					Finance		LCIF
Club Number	Club Name	Charter Date		Current Member Count	YTD Members Added	YTD Members Dropped	YTD Net Growth	YTD Net Growth%	Member Count 12 Months Ago	Avg. length of service for dropped members	Months Since Last MMR ***	Yrs. Since Last Officer Report	President Rotation	Vice President Reported ****	Months Since Last Activity Report ***	Account Balance	Donations for current Fiscal Year	
			Number of times on status quo within last two years	If below 15 members appears				If net loss is greater than 20% appears			If no report in 3 months appears in	When more than one year appears in	Number of repeat terms	Notes the officers that do not have an active	If no report at 12 months appears in red			
7304	DALTON NOON	05/21/1969	Active	10	0	0	0	0.00%	11		7		4	T,M,VP,SC	24+			
106647	DOUGLAS COUNTY	09/24/2009	Active	7	0	0	0	0.00%	9		8		3	N,SC	2		\$150.00	
7307	ELLIJAY	07/27/1934	Active	65	4	17	-13	-16.67%	80	6	1		2	N, M	1			
	Exc Award (06/30/2023)																	
105784	GREATER BUTTS COUNTY	06/11/2009	Active	55	12	3	9	19.57%	35	5	0		2	N, SC	0		\$700.00	
	Exc Award (06/30/2023)																	
7504	GRIFFIN	10/25/1951	P- Active	6	0	0	0	0.00%	6		4		2	R, SC	9		\$100.00	
7507	HEARD COUNTY	01/28/1938	Active	16	0	0	0	0.00%	16		39	1	None	P,S,T,M,VP,SC	24+		\$50.00	
7312	JASPER	06/22/1939	Active	15	0	0	0	0.00%	15		13	1	None	P,S,T,M,VP,SC	18			
7313	LA FAYETTE	01/15/1932	Active	32	4	1	3	10.34%	32	45	1		3	R, P,M,VP,SC	N/R			
7315	MARIETTA	06/26/1942	Active	23	1	1	0	0.00%	25	3	0			N, M	11			
7316	MARIETTA EAST COBB	07/01/1958	Active	32	6	4	2	6.67%	29	20	2			R	0		\$1,750.00	
7516	MC DONOUGH	04/27/1954	Active	24	0	6	-6	-20.00%	28	9	0			N	1			
	Exc Award (06/30/2021, 06/30/2022)																	
7318	MENLO	02/03/1969	Active	11	0	0	0	0.00%	10		8		2	S,T,M,VP,SC	24+			
97208	NORTH COBB	05/30/2006	Active	12	2	1	1	9.09%	12	18	3			N, SC	5		\$250.00	
141298	Reinhardt	06/12/2020	Cancelled(8*)	0	0	2	-2	-100.00%	2	7	1	1	None	P,S,T,M,VP,SC	N/R	90+ Days		
7321	ROCKMART	04/19/1971	Active(1)	8	0	0	0	0.00%	8		7		3	P,M,VP,SC	3			
7323	ROME	06/04/1941	Active	15	0	1	-1	-6.25%	16	53	0			N, M,SC	7			
	Exc Award (06/30/2018)																	
7324	ROSSVILLE	12/06/1955	Active	6	0	0	0	0.00%	8		8	1	None	P,S,T,M,VP,SC	24+			
7325	ROSWELL	08/22/1952	Active	19	0	0	0	0.00%	21		7		4	N, M,SC	24+		\$350.00	
116954	SMYRNA JONQUIL	05/22/2012	Active	17	0	4	-4	-19.05%	18	4	0		4	N, M,SC	2			
7329	SOUTH COBB	10/29/1952	Active	29	0	3	-3	-9.38%	31	16	0		2	N, SC	1		\$25.00	
	Exc Award (06/30/2023)																	
7528	TALLAPOOSA	04/17/1944	Active(1)	22	0	4	-4	-15.38%	26	3	0			S,T,M,VP,SC	N/R			



## Club Health Assessment for District 18 L through January 2025

				Status				Membership					Reports					Finance		LCIF
Club Number	Club Name	Charter Date			Current Member Count	YTD Members Added	YTD Members Dropped	YTD Net Growth	YTD Net Growth%	Member Count 12 Months Ago	Avg. length of service for dropped members	Months Since Last MMR ***	Yrs. Since Last Officer Report	President Rotation	Vice President Reported ****	Months Since Last Activity Report ***	Account Balance	Donations for current Fiscal Year		
				Number of times on status quo within last two years	If below 15 members appears				If net loss is greater than 20% appears			If no report in 3 months appears in	When more than one year appears in	Number of repeat terms	Notes the officers that do not have an active	If no report at 12 months appears in red				
7332	TRION	01/30/1939	P- Active		5	0	0	0	0.00%	6		8	1	None	P,S,T,M,VP SC	12				
7531	VILLA RICA	05/02/1966	Active		25	0	0	0	0.00%	25		17		None	P,T,M,VP,SC	24+				
97622	VILLA RICA GOLDEN CITY	08/14/2006	Active		18	5	0	5	38.46%	13		1		2	VP,SC	0		\$110.00		
7335	WOODSTOCK	10/24/1961	Active		28	5	3	2	7.69%	24	22	0			N M,SC	0		\$700.00		
Current Total Clubs Count	YTD New Clubs Count	YTD Cancelled Clubs Count	YTD Net Club Gain	Current Total Members Count	YTD Add	YTD Drop	YTD Net Growth	YTD Net Growth %	Member Count 12 Months Ago	Average Member Count Per Club	% of Clubs with less than 20 members	% No MMR in 3 Months	% No Officer Report in 12 Months	% of Clubs with balance 90+ days	Number of Clubs in Status Quo	% Status Quo Clubs in Financial Suspension	Number of Cancelled Clubs	Average Cancelled Club Age	Members Lost Due to Cancellation	% of Clubs Cancelled for Non-Financial Reasons
42	0	2	-2	1,134	65	100	-35	-2.99%	1,157	27	40%	52%	14%	17%	0	0%	2	3	25	0%

\* - P - Priority Club. Cancellation Reasons: 1-Objectives/conduct, 2-Non-active club, 5-Non-existing club, 6-Disbanding, 7-Merger, 8-Financial Suspension, 9-District/Multiple District Dues.

\*\* - Abbreviation: P-President, S-Secretary, T-Treasurer, M-Member Chairperson, VP-First Vice President, MC-Communications Chairperson, SC-Service Chairperson

\*\*\* - Abbreviation: N/R - Never reported using the Lions Clubs website, N/A - Not applicable, No password registered for the Lions Clubs website.

\*\*\*\* - Abbreviation: N - New, IP - Immediate Past, R - Repeat.





# Club Health Assessment for District 18 I through January 2025

			Status	Membership							Reports					Finance	LCIF	
Club Number	Club Name	Charter Date		Current Member Count	YTD Members Added	YTD Members Dropped	YTD Net Growth	YTD Net Growth%	Member Count 12 Months Ago	Avg. length of service for dropped members	Months Since Last MMR ***	Yrs. Since Last Officer Report	President Rotation	Vice President Reported ****	Months Since Last Activity Report ***	Account Balance	Donations for current Fiscal Year	
			Number of times on status quo within last two years	If below 15 members appears					If net loss is greater than 20% appears			If no report in 3 months appears in	When more than one year appears in	Number of repeat terms	Notes the officers that do not have an active	If no report at 12 months appears in red		
Clubs more than two years old																		
7432	ATHENS CLASSIC CITY	02/09/1965	Active	20	1	0	1	5.26%	20		3			N	M	1	\$1,000.00	
59786	ATHENS HERITAGE	06/24/1997	Active(1)	8	6	0	6	300.00%	6		6		3		M,VP,SC	0		
Exc Award (06/30/2018)																		
149656	Atlanta Caribbean	01/21/2022	Active	24	0	1	-1	-4.00%	16	0	3		2	N	SC	7	\$2,600.00	
Exc Award (06/30/2024)																		
49793	ATLANTA CHINESE AMERICAN	08/08/1989	Active	24	4	1	3	14.29%	19	0	3			R	VP	3		
149894	ATLANTA HOPE	02/21/2022	Active	12	1	3	-2	-14.29%	14	3	1		4		VP,SC	6		
7438	BUFORD	02/14/1953	Active(1)	9	0	0	0	0.00%	9		5				M,VP,SC	5		
7439	CARNESVILLE	11/24/1952	Active	13	2	2	0	0.00%	13	16	1		9		S,M,VP,SC	N/R		
7440	CLARKESVILLE	05/30/1934	Active	13	0	0	0	0.00%	13		16		2		S,T,M,VP,SC	24+		
7441	CLAYTON	05/23/1934	Active	3	0	0	0	0.00%	3		3		7	N	S,M,SC	24+		
40857	CLERMONT NORTH HALL	02/12/1982	Active	20	4	2	2	11.11%	18	0	1		2	R		14		
7442	COLBERT	05/16/1951	Active	19	0	1	-1	-5.00%	20	12	3				P,M,VP,SC	24+		
7443	COMER	10/12/1948	Active	18	1	0	1	5.88%	16		2		4	R	M,VP	11	\$150.00	
7538	CONYERS	12/13/1940	Active	15	1	1	0	0.00%	14	8	1			N		0		
Exc Award (06/30/2018)																		
7539	COVINGTON	06/02/1952	Active	64	5	2	3	4.92%	57	25	0			N	SC	0		
Exc Award (06/30/2016, 06/30/2017, 06/30/20)																		
7447	DAWSONVILLE	01/15/1953	Active	32	3	5	-2	-5.88%	27	7	0			N	SC	0		
7448	DECATUR	06/09/1932	Active	10	0	0	0	0.00%	11		4				M,VP,SC	8	\$10,170.00	
105279	EATONTON	04/20/2009	Active	10	0	2	-2	-16.67%	12	12	5				P,M,VP,SC	24+		
7454	ELBERTON	02/19/1953	Active	11	2	0	2	22.22%	11		2		13	R	T,M,VP,SC	24+		
7455	FORSYTH COUNTY	04/14/1961	Active	20	3	2	1	5.26%	17	11	0			N		3	\$1,000.00	
Exc Award (06/30/2023, 06/30/2024)																		
7456	GAINESVILLE	06/29/1934	Cancelled(6*)	0	0	2	-2	-100.00%	7	50	3	2	None		P,S,T,M,VP SC	24+		



# Club Health Assessment for District 18 I through January 2025

			Status	Membership							Reports					Finance		LCIF
Club Number	Club Name	Charter Date		Current Member Count	YTD Members Added	YTD Members Dropped	YTD Net Growth	YTD Net Growth%	Member Count 12 Months Ago	Avg. length of service for dropped members	Months Since Last MMR ***	Yrs. Since Last Officer Report	President Rotation	Vice President Reported ****	Months Since Last Activity Report ***	Account Balance	Donations for current Fiscal Year	
			Number of times on status quo within last two years	If below 15 members appears				If net loss is greater than 20% appears			If no report in 3 months appears in	When more than one year appears in	Number of repeat terms	Notes the officers that do not have appears in an active	If no report at 12 months red			
7457	HARTWELL	06/14/1951	Active	22	0	0	0	0.00%	21		8		7	VP,SC	0			
7460	JEFFERSON	07/09/1951	Active	20	1	1	0	0.00%	21	0	3			R VP,SC	5		\$500.00	
7463	LAVONIA	02/20/1934	Active(1)	12	0	2	-2	-14.29%	13	17	1		2	R M,SC	20		\$300.00	
7464	LAWRENCEVILLE	02/19/1946	Active	7	0	0	0	0.00%	11		5		4	M,VP,SC	22			
124043	Lilburn	01/22/2015	Active	7	0	0	0	0.00%	7		18		2	M,VP,SC	22			
7467	LOGANVILLE	04/19/1965	Active	18	0	5	-5	-21.74%	25	6	0			N M	0			
Exc Award (06/30/2017, 06/30/2018, 06/30/2020)																		
112090	LOGANVILLE LEGACY	08/22/2011	Active	46	2	22	-20	-30.30%	68	6	0		2	N M,SC	6			
Exc Award (06/30/2022, 06/30/2023)																		
7553	MADISON	03/24/1955	Active	26	3	2	1	4.00%	25	2	0		2	N M,SC	4			
Exc Award (06/30/2023)																		
7468	MARTIN	04/23/1957	Active	17	3	0	3	21.43%	8		1			M,VP,SC	24+		\$300.00	
7469	MONROE	05/11/1951	Active	13	2	2	0	0.00%	15	1	0			N	1	90+ Days		
7470	NORCROSS	02/17/1944	Active	15	2	1	1	7.14%	16	6	0		2	M,VP,SC	0		\$32,050.00	
144113	Norcross Latino	12/22/2020	Active(1)	9	4	0	4	80.00%	11		4		None	P,T,M,VP,SC	5	90+ Days		
7450	NORTH DEKALB	11/03/1952	Active	18	1	1	0	0.00%	17	31	0		2	N M	5		\$500.00	
Exc Award (06/30/2024)																		
7472	OCONEE L C	10/19/1971	Active	45	0	0	0	0.00%	44		7			N	7			
Exc Award (06/30/2016, 06/30/2018)																		
120568	Oglethorpe County	10/22/2013	Active	9	0	0	0	0.00%	9		21		5	S,T,M,VP,SC	24+		\$200.00	
7560	OXFORD	07/05/1951	Active	21	0	1	-1	-4.55%	18	9	5			N	0		\$1,308.00	
7476	SNELLVILLE	09/25/1952	Active	27	0	2	-2	-6.90%	30	3	2			R M	9		\$1,150.00	
7477	SOCIAL CIRCLE	03/01/1949	Active	9	0	2	-2	-18.18%	11	10	2			M,VP,SC	0			
135048	Statham	06/05/2018	Active	12	2	1	1	9.09%	12	4	2		2	R	0			
57221	THOMSON CAMELLIA CITY	07/18/1995	Active	20	0	0	0	0.00%	20		9			R VP,SC	1			
Exc Award (06/30/2018)																		
7480	TOCCOA	05/24/1933	Active	25	0	5	-5	-16.67%	33	7	1			R T	0		\$400.00	



## Club Health Assessment for District 18 I through January 2025

			Status	Membership							Reports					Finance		LCIF
Club Number	Club Name	Charter Date		Current Member Count	YTD Members Added	YTD Members Dropped	YTD Net Growth	YTD Net Growth%	Member Count 12 Months Ago	Avg. length of service for dropped members	Months Since Last MMR ***	Yrs. Since Last Officer Report	President Rotation	Vice President Reported ****	Months Since Last Activity Report ***	Account Balance	Donations for current Fiscal Year	
			Number of times on status quo within last two years	If below 15 members appears			If net loss is greater than 20% appears			If no report in 3 months appears in		When more than one year appears in	Number of repeat terms	Notes the officers that do not have an active		If no report at 12 months appears in red		
Exc Award (06/30/2023)																		
7481	TOWNS COUNTY	02/14/1940	Active	81	5	9	-4	-4.71%	85	14	0		2	R		0	\$500.00	
Exc Award (06/30/2018, 06/30/2024)																		
7462	TUCKER LA VISTA	10/13/1953	Active	22	2	0	2	10.00%	19		0		4	R	M,SC	7	\$20.00	
Exc Award (06/30/2018)																		
7483	UNION COUNTY	01/18/1966	Active	10	0	1	-1	-9.09%	14	6	6		3	R	SC	2	\$250.00	
7571	WASHINGTON	06/17/1940	Active	11	1	2	-1	-8.33%	12	11	0		3	R	M	24+		
7486	WINDER	08/20/1942	Active	11	0	1	-1	-8.33%	15	8	1		3	R	M,SC	18		
57840	WINDER NOON	02/07/1996	Active	20	0	1	-1	-4.76%	21	56	2		2	R	M,SC	0	\$600.00	

Clubs Cancelled Previous Fiscal Year – Clubs Cancelled within last 12 months may be reinstated

Club Number	Club Name	Charter Date	Current Status*	Cancellation Date
143952	Atlanta Arirang Speciality	12/10/2020	Cancelled(8*)	06/29/2024
7446	DAHLONEGA	09/29/1932	Cancelled(8*)	06/29/2024
7475	ROYSTON FRANKLIN SPRINGS	06/15/1951	Cancelled(8*)	07/29/2023
125269	Walnut Grove	06/23/2015	Cancelled(6*)	06/29/2024

Current Total Clubs Count	YTD New Clubs Count	YTD Cancelled Clubs Count	YTD Net Club Gain	Current Total Members Count	YTD Add	YTD Drop	YTD Net Growth	YTD Net Growth %	Member Count 12 Months Ago	Average Member Count Per Club	% of Clubs with less than 20 members	% No MMR in 3 Months	% No Officer Report in 12 Months	% of Clubs with balance 90+ days	Number of Clubs in Status Quo	% Status Quo Clubs in Financial Suspension	Number of Cancelled Clubs	Average Cancelled Club Age	Members Lost Due to Cancellation	% of Clubs Cancelled for Non-Financial Reasons
46	0	1	-1	898	61	85	-24	-2.60%	924	20	59%	43%	0%	4%	0	0%	1	266	2	-200%

\* - P - Priority Club. Cancellation Reasons: 1-Objectives/conduct, 2-Non-active club, 5-Non-existing club, 6-Disbanding, 7-Merger, 8-Financial Suspension, 9-District/Multiple District Dues.

\*\* - Abbreviation: P-President, S-Secretary, T-Treasurer, M-Member Chairperson, VP-First Vice President, MC-Communications Chairperson, SC-Service Chairperson

\*\*\* - Abbreviation: N/R - Never reported using the Lions Clubs website, N/A - Not applicable, No password registered for the Lions Clubs website.

\*\*\*\* - Abbreviation: N - New, IP - Immediate Past, R - Repeat.



# Club Health Assessment for District 18 O through January 2025

			Status	Membership							Reports					Finance	LCIF
Club Number	Club Name	Charter Date		Current Member Count	YTD Members Added	YTD Members Dropped	YTD Net Growth	YTD Net Growth%	Member Count 12 Months Ago	Avg. length of service for dropped members	Months Since Last MMR ***	Yrs. Since Last Officer Report	President Rotation	Vice President Reported ****	Months Since Last Activity Report ***	Account Balance	Donations for current Fiscal Year
			Number of times on status quo within last two years	If below 15 members appears					If net loss is greater than 20% appears			If no report in 3 months appears in	When more than one year appears in	Number of repeat terms	Notes the officers that do not have an active	If no report at 12 months appears in red	
Clubs more than two years old																	
7380	ABBEVILLE	03/14/1938	Active	13	2	0	2	18.18%	12		1			R	M,VP,SC	8	\$100.00
Exc Award (06/30/2022, 06/30/2023)																	
7383	ALBANY	10/18/1922	Active	5	0	0	0	0.00%	5		7		10		M,VP,SC	11	\$300.00
7385	AMERICUS	11/12/1942	Active	10	2	0	2	25.00%	9		0			R	M,VP,SC	5	
7389	BAINBRIDGE	06/08/1936	Active	16	0	2	-2	-11.11%	20	12	1		2	R	M,SC	11	
7491	BUENA VISTA	01/14/1935	Active	21	1	0	1	5.00%	21		3		10		P,M,VP,SC	24+	
7493	BYRON	07/01/1948	Active	20	1	3	-2	-9.09%	22	8	2			N	M,SC	6	
7393	CALVARY	10/01/1956	Active	15	0	0	0	0.00%	15		25		2	R	M,VP,SC	14	
7394	CAMILLA	03/13/1952	Active(1)	32	1	2	-1	-3.03%	31	4	1		2		M,VP,SC	3	\$1,000.00
Exc Award (06/30/2022, 06/30/2023, 06/30/2024)																	
7495	CENTERVILLE	02/20/1967	Active	31	2	2	0	0.00%	33	22	1			N	SC	7	\$400.00
Exc Award (06/30/2023)																	
7395	CHESTER	06/02/1970	Active	22	1	0	1	4.76%	21		1		8		T,M,VP,SC	14	
7397	COLQUITT	10/08/1946	Active	28	0	0	0	0.00%	28		0			N	T,M,VP,SC	10	
7496	COLUMBUS	09/15/1922	Active	17	2	0	2	13.33%	14		5		9	N	M,SC	0	\$250.00
7398	CORDELE	01/26/1934	Active	62	2	3	-1	-1.59%	62	16	1			N		4	
7400	CUTHBERT	09/27/1944	Active	10	1	0	1	11.11%	9		5		2	R	P,T,M,VP,SC	N/R	
117927	DECATUR COUNTY	10/01/2012	Active(1)	7	0	0	0	0.00%	10		7	1	None		P,S,T,M,VP SC	24+	\$400.00
7402	DONALSONVILLE	10/05/1944	Active	48	2	0	2	4.35%	45		0			N	M,SC	24+	
7403	EASTMAN	08/24/1956	Active	20	0	3	-3	-13.04%	26	26	0				M,VP,SC	13	
7501	ELLAVILLE	03/27/1942	Active	11	0	0	0	0.00%	11		14	1	None		P,S,T,M,VP SC	N/R	
7406	FITZGERALD	10/14/1942	Active	17	1	1	0	0.00%	17	23	0			IP	M,SC	10	
137994	Fort Valley	05/14/2019	Active(1)	22	14	1	13	144.44%	21	5	3		4	R	T,M,SC	3	
34746	GREENVILLE	12/16/1977	Active	34	0	0	0	0.00%	34		12		2	R	VP,SC	1	\$1,350.00
7409	HAHIRA	12/02/1943	Active	16	0	3	-3	-15.79%	19	2	2		4	N		7	




# Club Health Assessment for District 18 O through January 2025

			Status	Membership							Reports					Finance		LCIF		
Club Number	Club Name	Charter Date		Current Member Count	YTD Members Added	YTD Members Dropped	YTD Net Growth	YTD Net Growth%	Member Count 12 Months Ago	Avg. length of service for dropped members	Months Since Last MMR ***	Yrs. Since Last Officer Report	President Rotation	Vice President Reported ****	Months Since Last Activity Report ***	Account Balance	Donations for current Fiscal Year			
			Number of times on status quo within last two years	If below 15 members appears				If net loss is greater than 20% appears			If no report in 3 months appears in	When more than one year appears in	Number of repeat terms		Notes the officers that do not have an active	If no report at 12 months appears in red				
143558	Hawkinsville-Pulaski	11/11/2020	Active	9	0	0	0	0.00%	9		17		3	R	M,VP,SC	10				
144189	Houston County	12/28/2020	Active	7	0	0	0	0.00%	8		8		5		M,VP,SC	10				
7510	LA GRANGE	02/08/1929	Active	64	2	1	1	1.59%	64	18	3			N		10				
7512	MACON	05/06/1921	Active	13	0	0	0	0.00%	13		25		9		P,VP,SC	10				
145879	Macon North-West	06/18/2021	Active	7	0	0	0	0.00%	6		0		2	N		0		\$100.00		
7513	MACON RUTLAND	11/16/1960	Active	4	0	0	0	0.00%	5		5		7	R	M,SC	11				
7515	MANCHESTER	03/18/1968	Active	10	0	0	0	0.00%	11		10			N	P,T,M,VP,SC	10				
7413	MOULTRIE	02/06/1936	Active	37	0	0	0	0.00%	47		6			N		10				
Exc Award (06/30/2018)																				
124327	Perry	03/09/2015	Active	11	0	0	0	0.00%	11		4		3	N	M,SC	10		\$200.00		
7522	PIKE COUNTY	01/24/1946	Active	17	0	0	0	0.00%	17		72		2		T,M,VP,SC	15				
7416	PLAINS	01/04/1946	Active	14	0	0	0	0.00%	14		8		6		S,M,VP,SC	9				
7417	POULAN	08/29/1963	Active	14	1	2	-1	-6.67%	15	17	2			N	P,T,M,SC	24+				
7421	ROCHELLE	10/25/1955	Active	19	3	0	3	18.75%	16		0		2		M,VP,SC	11				
7527	TALBOTTON	02/26/1935	Active(1)	22	0	0	0	0.00%	22		14		7		M,VP,SC	24+				
7530	THOMASTON	04/11/1940	Active	12	0	2	-2	-14.29%	15	3	0			N	M,SC	11				
7426	UNADILLA	01/28/1943	Active(1)	7	1	10	-9	-56.25%	17	12	1		4	R	M,SC	24+				
7430	WARWICK	05/17/1966	Active	25	6	0	6	31.58%	17		0			IP	P,M,VP,SC	10				
7529	WEST POINT	04/29/1936	Active	17	3	3	0	0.00%	17	15	0		2	R	M,SC	24+				
Current Total Clubs Count	YTD New Clubs Count	YTD Cancelled Clubs Count	YTD Net Club Gain	Current Total Members Count	YTD Add	YTD Drop	YTD Net Growth	YTD Net Growth %	Member Count 12 Months Ago	Average Member Count Per Club	% of Clubs with less than 20 members	% No MMR in 3 Months	% No Officer Report in 12 Months	% of Clubs with balance 90+ days	Number of Clubs in Status Quo	% Status Quo Clubs in Financial Suspension	Number of Cancelled Clubs	Average Cancelled Club Age	Members Lost Due to Cancellation	% of Clubs Cancelled for Non-Financial Reasons
40	0	0	0	786	48	38	10	1.29%	809	20	63%	50%	5%	0%	0	0%	0	0	0	0%



Club Health Assessment for District 18 O through January 2025

			Status	Membership							Reports					Finance	LCIF
Club Number	Club Name	Charter Date		Current Member Count	YTD Members Added	YTD Members Dropped	YTD Net Growth	YTD Net Growth%	Member Count 12 Months Ago	Avg. length of service for dropped members	Months Since Last MMR ***	Yrs. Since Last Officer Report	President Rotation	Vice President Reported ****	Months Since Last Activity Report ***	Account Balance	Donations for current Fiscal Year
			Number of times on status quo within last two years	If below 15 members appears				If net loss is greater than 20% appears			If no report in 3 months appears in	When more than one year appears in	Number of repeat terms	Notes the officers that do not have an active	If no report at 12 months appears in red		

\* - P - Priority Club. Cancellation Reasons: 1-Objectives/conduct, 2-Non-active club, 5-Non-existing club, 6-Disbanding, 7-Merger, 8-Financial Suspension, 9-District/Multiple District Dues.  
\*\* - Abbreviation: P-President, S-Secretary, T-Treasurer, M-Member Chairperson, VP-First Vice President, MC-Communications Chairperson, SC-Service Chairperson  
\*\*\* - Abbreviation: N/R - Never reported using the Lions Clubs website, N/A - Not applicable, No password registered for the Lions Clubs website.  
\*\*\*\* - Abbreviation: N - New, IP - Immediate Past, R - Repeat.




# Club Health Assessment for District 18 N through January 2025

			Status	Membership							Reports					Finance		LCIF
Club Number	Club Name	Charter Date		Current Member Count	YTD Members Added	YTD Members Dropped	YTD Net Growth	YTD Net Growth%	Member Count 12 Months Ago	Avg. length of service for dropped members	Months Since Last MMR ***	Yrs. Since Last Officer Report	President Rotation	Vice President Reported ****	Months Since Last Activity Report ***	Account Balance	Donations for current Fiscal Year	
			Number of times on status quo within last two years	If below 15 members appears				If net loss is greater than 20% appears			If no report in 3 months appears in	When more than one year appears in	Number of repeat terms	Notes the officers that do not have an active	If no report at 12 months appears in red			
Clubs more than two years old																		
43860	ALAMO	05/18/1984	Active	12	0	1	-1	-7.69%	15	37	1			R	0			
7336	ALMA	09/12/1933	Active(1)	39	1	0	1	2.63%	38		5			N	SC	15		
7535	AUGUSTA	07/01/1922	Active	18	2	0	2	12.50%	17		5		5	N		17		
7337	BAXLEY	01/14/1947	Active	36	0	0	0	0.00%	41		6		None		P,VP	6		
Exc Award (06/30/2021)																		
43720	BELLVILLE	04/30/1984	Active	22	2	1	1	4.76%	23	9	2		2	N		0	\$20.00	
7339	BRANTLEY COUNTY	09/19/1944	Active(1)	8	0	0	0	0.00%	8		9		19	R	M,VP,SC	14		
7342	CLAXTON	04/04/1952	Active	9	0	0	0	0.00%	9		9		7	R	M,VP,SC	2		
7343	CLINCH COUNTY	11/19/1943	Active	22	0	4	-4	-15.38%	26	9	6			N	M,SC	13		
31789	COBBTOWN	03/11/1976	Active	14	0	0	0	0.00%	14		0			IP	VP	14		
64485	COLLINS	06/28/2001	Active	20	4	0	4	25.00%	17		2		2	R	M,VP	18		
7344	DARIEN	01/13/1951	Active	35	4	7	-3	-7.89%	46	3	0			N		0	\$2,140.00	
Exc Award (06/30/2018, 06/30/2021)																		
7345	DOUGLAS	02/18/1936	Active	90	1	5	-4	-4.26%	94	6	1			N		0		
Exc Award (06/30/2016, 06/30/2021, 06/30/2022)																		
7542	DUBLIN	09/25/1923	Cancelled(8*)	0	0	6	-6	-100.00%	6	27	7		None		P,S,T,M,VP SC	13	90+ Days	
7543	FLEMING	11/13/1951	Active(2)	1	0	0	0	0.00%	1		7		5	IP		13		
7544	GLASCOCK COUNTY	01/30/1953	Active	8	0	0	0	0.00%	8		7		9	N	P,S,T,M,VP SC	10		
105593	GLENNVILLE	06/01/2009	Active	25	0	1	-1	-3.85%	25	3	3			N		10		
Exc Award (06/30/2022, 06/30/2023)																		
50086	HEPHZIBAH	01/15/1990	Active	17	0	0	0	0.00%	17		4			N		9		
7351	HINESVILLE	02/21/1941	Active	11	0	2	-2	-15.38%	13	3	2			N		0	\$60.00	
Exc Award (06/30/2023)																		
151271	Islands Marsh and River	06/22/2022	Active	18	1	1	0	0.00%	18	15	0		2	R		2	\$100.00	
7353	JEKYLL ISLAND	07/05/1962	Active	24	3	0	3	14.29%	21		0			R		0		
Exc Award (06/30/2024)																		



# Club Health Assessment for District 18 N through January 2025

			Status	Membership							Reports					Finance		LCIF
Club Number	Club Name	Charter Date		Current Member Count	YTD Members Added	YTD Members Dropped	YTD Net Growth	YTD Net Growth%	Member Count 12 Months Ago	Avg. length of service for dropped members	Months Since Last MMR ***	Yrs. Since Last Officer Report	President Rotation	Vice President Reported ****	Months Since Last Activity Report ***	Account Balance	Donations for current Fiscal Year	
			Number of times on status quo within last two years	If below 15 members appears				If net loss is greater than 20% appears			If no report in 3 months appears in	When more than one year appears in	Number of repeat terms	Notes the officers that do not have an active	If no report at 12 months appears in red			
7550	JONES COUNTY L C	01/15/1968	Active	21	0	0	0	0.00%	21		7			N	0			
7355	KINGSLAND	03/10/1953	Active	18	0	1	-1	-5.26%	17	56	5		2	R	M,SC	14		
7356	LANIER COUNTY	05/03/1951	Active	20	1	1	0	0.00%	21	3	1		3	R		1		
7552	LOUISVILLE	10/29/1953	Active	41	3	0	3	7.89%	41		2			N		15		
7358	LYONS	12/17/1946	Active	82	4	2	2	2.50%	80	2	0			N		2	\$200.00	
Exc Award (06/30/2022, 06/30/2023, 06/30/20																		
7359	MC RAE	08/27/1943	Active(1)	8	0	0	0	0.00%	8		7		5	R	M	13		
7360	METTER	12/03/1963	Active	6	0	0	0	0.00%	7		6		5	N	P,M,VP	12		
7556	MIDVILLE	08/24/1944	Active	11	0	0	0	0.00%	11		9		9		M,VP,SC	12		
31210	MILLEDGEVILLE	09/26/1975	Active	14	0	3	-3	-17.65%	17	25	1		2	N	T	0	\$250.00	
7557	MILLEN	04/04/1941	Active	11	1	1	0	0.00%	11	6	0				M,VP,SC	11		
7558	NATIONAL HILLS	04/16/1963	Active	22	0	0	0	0.00%	22		0				M,VP,SC	0		
111017	POOLER	05/03/2011	Active	59	5	2	3	5.36%	60	1	0		2	N		0		
Exc Award (06/30/2020, 06/30/2022, 06/30/20																		
7366	PORT WENTWORTH	02/04/1959	Active	0	0	5	-5	-100.00%	5	31	1		None		P,S,T,M,VP SC	13		
7367	REIDSVILLE	02/01/1944	Active(2)	12	12	0	12	100.00%	12		6		5	N	M,VP,SC	14		
7368	RICHMOND HILL GA LIONS CLUB, INC.	03/19/1963	Active	49	2	8	-6	-10.91%	56	12	1			N		0		
7369	RINCON	02/15/1971	Active	4	0	0	0	0.00%	4		9		9	R	VP	14		
59427	RINCON NOON	04/30/1997	Active(1)	6	0	0	0	0.00%	3		6		4	N		14		
7561	SANDERSVILLE	11/30/1928	Active	14	0	0	0	0.00%	14		6		3	IP		14		
7371	SAVANNAH	05/11/1922	Active	62	1	2	-1	-1.59%	73	3	0			N	M	1		
Exc Award (06/30/2023)																		
7372	SAVANNAH PORT CITY	06/18/1953	Active	9	0	0	0	0.00%	16		5		2	R		6		
7563	SPARTA	10/18/1928	Active	10	0	0	0	0.00%	9		9		8	R	P	4		
66398	STATESBORO	06/28/2002	Cancelled(6*)	0	0	9	-9	-100.00%	9	10	1		None		P,S,T,M,VP SC	7		
7565	SYLVANIA	10/01/1946	Active	32	3	0	3	10.34%	30		0			IP		5		





# Club Health Assessment for District 18 N through January 2025

			Status	Membership						Reports					Finance	LCIF	
Club Number	Club Name	Charter Date		Current Member Count	YTD Members Added	YTD Members Dropped	YTD Net Growth	YTD Net Growth%	Member Count 12 Months Ago	Avg. length of service for dropped members	Months Since Last MMR ***	Yrs. Since Last Officer Report	President Rotation	Vice President Reported ****	Months Since Last Activity Report ***	Account Balance	Donations for current Fiscal Year
			Number of times on status quo within last two years	If below 15 members appears				If net loss is greater than 20% appears			If no report in 3 months appears in	When more than one year appears in	Number of repeat terms	Notes the officers that do not have an active	If no report at 12 months appears in red		
Exc Award (06/30/2017)																	
7568	TWIN CITY	01/23/1964	Active	18	1	0	1	5.88%	16		6		3	R	13		
7376	VIDALIA	01/10/1947	Active	13	0	0	0	0.00%	13		5			N S,T,SC	18		
7378	WAYCROSS OKEFENOKEE	07/06/1959	Active	15	0	9	-9	-37.50%	24	18	5		4	R T,M	6		
7354	WAYNE COUNTY	09/22/1955	Active	13	1	0	1	8.33%	10		3		4	R	1		\$950.00
7379	WOODBINE	03/09/1953	Active(1)	27	0	0	0	0.00%	28		7			N	2		
Exc Award (06/30/2018)																	

Clubs Cancelled Previous Fiscal Year – Clubs Cancelled within last 12 months may be reinstated

Club Number	Club Name	Charter Date	Current Status*	Cancellation Date
47776	EAST DUBLIN	10/19/1987	Cancelled(8*)	12/29/2023
105674	HAZLEHURST JEFF DAVIS	06/03/2009	Cancelled(6*)	09/29/2023
30769	PEMBROKE	05/06/1975	Cancelled(8*)	09/29/2023

Current Total Clubs Count	YTD New Clubs Count	YTD Cancelled Clubs Count	YTD Net Club Gain	Current Total Members Count	YTD Add	YTD Drop	YTD Net Growth	YTD Net Growth %	Member Count 12 Months Ago	Average Member Count Per Club	% of Clubs with less than 20 members	% No MMR in 3 Months	% No Officer Report in 12 Months	% of Clubs with balance 90+ days	Number of Clubs in Status Quo	% Status Quo Clubs in Financial Suspension	Number of Cancelled Clubs	Average Cancelled Club Age	Members Lost Due to Cancellation	% of Clubs Cancelled for Non-Financial Reasons
46	0	2	-2	1,026	52	71	-19	-1.82%	1,095	22	59%	57%	0%	0%	0	0%	2	111	15	-50%

\* - P - Priority Club. Cancellation Reasons: 1-Objectives/conduct, 2-Non-active club, 5-Non-existing club, 6-Disbanding, 7-Merger, 8-Financial Suspension, 9-District/Multiple District Dues.

\*\* - Abbreviation: P-President, S-Secretary, T-Treasurer, M-Member Chairperson, VP-First Vice President, MC-Communications Chairperson, SC-Service Chairperson

\*\*\* - Abbreviation: N/R - Never reported using the Lions Clubs website, N/A - Not applicable, No password registered for the Lions Clubs website.

\*\*\*\* - Abbreviation: N - New, IP - Immediate Past, R - Repeat.



## Club Health Assessment for District 30 M through January 2025

			Status	Membership							Reports					Finance		LCIF
Club Number	Club Name	Charter Date		Current Member Count	YTD Members Added	YTD Members Dropped	YTD Net Growth	YTD Net Growth%	Member Count 12 Months Ago	Avg. length of service for dropped members	Months Since Last MMR ***	Yrs. Since Last Officer Report	President Rotation	Vice President Reported ****	Months Since Last Activity Report ***	Account Balance	Donations for current Fiscal Year	
			Number of times on status quo within last two years	If below 15 members appears			If net loss is greater than 20% appears				If no report in 3 months appears in	When more than one year appears in	Number of repeat terms	Notes the officers that do not have an active	If no report at 12 months red			
Clubs less than two years old																		
156455	Eudora	11/28/2023	Active	19	0	0	0	0.00%	21		10	1	None	P,S,T,M,VP SC	10			
Clubs more than two years old																		
11098	ABERDEEN	02/12/1948	Active	15	0	0	0	0.00%	15		0			T,M,VP,SC	24+			
Exc Award (06/30/2016)																		
11188	BATESVILLE	04/23/1946	Active	34	0	1	-1	-2.86%	34	5	5		3	R	P,M,VP	3	\$4,500.00	
Exc Award (06/30/2018, 06/30/2019, 06/30/20)																		
11102	BOONEVILLE	04/12/1948	Active	42	4	0	4	10.53%	29		4			N		6		
Exc Award (06/30/2018, 06/30/2020, 06/30/20)																		
11103	BRUCE	06/13/1957	Active	4	0	0	0	0.00%	4		49	1	None	P,S,T,M,VP SC	24+			
11104	BYHALIA	02/19/1946	Active	20	0	5	-5	-20.00%	25	31	6			M,VP,SC	10			
11191	CHARLESTON	08/01/1952	Active(3)	8	0	0	0	0.00%	8		14	1	None	P,S,T,M,VP SC	24+			
Exc Award (06/30/2016)																		
11192	CLARKSDALE	01/18/1938	Active	11	0	0	0	0.00%	11		8			R	M,VP,SC	24+	\$100.00	
Exc Award (06/30/2016, 06/30/2018)																		
54611	CLARKSDALE SUNSET	06/18/1993	Active	6	0	2	-2	-25.00%	8	15	2			IP	M,SC	24+	\$10.00	
Exc Award (06/30/2016)																		
11195	CLEVELAND EVENING	01/30/1973	Active(1)	6	0	0	0	0.00%	6		15	1	None	P,S,T,M,VP SC	24+			
11194	CLEVELAND NOON	06/16/1949	Active	22	1	11	-10	-31.25%	32	15	0		2	N	P,M,SC	24+		
Exc Award (06/30/2016, 06/30/2017)																		
11277	COLUMBUS EAST COLUMBUS	03/23/1959	Active	28	4	4	0	0.00%	32	5	1			N	M	1	\$524.00	
Exc Award (06/30/2023)																		
52419	COLUMBUS GREATER COLUMBUS	01/21/1992	Active	9	1	1	0	0.00%	8	10	1		2	R	M,SC	0		
11106	CORINTH	03/24/1939	Active	12	1	4	-3	-20.00%	15	5	0		2	R	VP,SC	15		
Exc Award (06/30/2018)																		
37571	DORSEY	10/22/1979	Active	9	2	1	1	12.50%	9	45	1		6		M,VP,SC	0		
Exc Award (06/30/2020)																		



# Club Health Assessment for District 30 M through January 2025

			Status	Membership						Reports					Finance	LCIF	
Club Number	Club Name	Charter Date		Current Member Count	YTD Members Added	YTD Members Dropped	YTD Net Growth	YTD Net Growth%	Member Count 12 Months Ago	Avg. length of service for dropped members	Months Since Last MMR ***	Yrs. Since Last Officer Report	President Rotation	Vice President Reported ****	Months Since Last Activity Report ***	Account Balance	Donations for current Fiscal Year
			Number of times on status quo within last two years	If below 15 members appears					If net loss is greater than 20% appears		If no report in 3 months appears in	When more than one year appears in	Number of repeat terms	Notes the officers that do not have an active	If no report at 12 months red		
11283	EUPORA	06/21/1966	Active	8	0	0	0	0.00%	8		9	1	None	P,S,T,M,VP SC	19		
11111	FULTON	02/13/1939	Active(1)	11	0	0	0	0.00%	11		31			M,VP,SC	24+		
Exc Award (06/30/2018)																	
11204	GREENWOOD	05/06/1940	Active	47	0	0	0	0.00%	47		11	1	None	P,S,T,M,VP SC	24+		
Exc Award (06/30/2018, 06/30/2019, 06/30/20)																	
11285	GRENADA	06/10/1935	Active	31	5	2	3	10.71%	28	15	0			M,VP,SC	0		\$1,800.00
Exc Award (06/30/2017, 06/30/2019, 06/30/20)																	
11115	HERNANDO	05/30/1957	Active	12	0	0	0	0.00%	12		5	1	None	P,S,T,M,VP SC	24+		
64368	HOLCOMB	06/11/2001	Active(1)	8	0	0	0	0.00%	8		23	1	None	P,S,T,M,VP SC	24+		
140796	Horn Lake	02/03/2020	Active	20	9	0	9	81.82%	11		0		2	R	M	0	\$500.00
Exc Award (06/30/2023, 06/30/2024)																	
11207	INDIANOLA	07/16/1945	Active	22	1	4	-3	-12.00%	24	6	0			N	T,M,SC	24+	
Exc Award (06/30/2016, 06/30/2019)																	
11208	INVERNESS	06/13/1947	Active	10	0	0	0	0.00%	10		12		None	P,S,T,M,VP SC	3		
Exc Award (06/30/2016)																	
11286	KILMICHAEL	02/05/1953	Active	15	1	2	-1	-6.25%	17	6	4		2		M,VP,SC	12	
Exc Award (06/30/2016, 06/30/2017)																	
11287	KOSCIUSKO	04/18/1940	Active	43	6	2	4	10.26%	43	20	0			N	P,M,SC	13	\$600.00
Exc Award (06/30/2016, 06/30/2017, 06/30/20)																	
11213	LELAND	02/17/1938	Active	24	0	1	-1	-4.00%	25	70	3			N	P,M	24+	\$30.00
Exc Award (06/30/2016, 06/30/2017)																	
11289	LOUISVILLE	05/05/1950	Active	21	0	4	-4	-16.00%	25	13	0				T,M,VP,SC	10	\$30.00
Exc Award (06/30/2016, 07/01/2017)																	
11290	MABEN	08/10/1949	Active	13	0	0	0	0.00%	13		6		4		S,T,M,VP,SC	24+	
Exc Award (06/30/2018, 06/30/2019)																	
11291	MACON	01/04/1962	Active	9	0	2	-2	-18.18%	12	34	1		2	N		24+	
Exc Award (06/30/2024)																	
11123	MANTACHIE	01/11/1956	Active	15	0	0	0	0.00%	14		9		2	R	P,T,M,VP,SC	24+	90+ Days \$300.00



# Club Health Assessment for District 30 M through January 2025

			Status	Membership							Reports					Finance		LCIF
Club Number	Club Name	Charter Date		Current Member Count	YTD Members Added	YTD Members Dropped	YTD Net Growth	YTD Net Growth%	Member Count 12 Months Ago	Avg. length of service for dropped members	Months Since Last MMR ***	Yrs. Since Last Officer Report	President Rotation	Vice President Reported ****	Months Since Last Activity Report ***	Account Balance	Donations for current Fiscal Year	
			Number of times on status quo within last two years	If below 15 members appears				If net loss is greater than 20% appears			If no report in 3 months appears in	When more than one year appears in	Number of repeat terms	Notes the officers that do not have an active	If no report at 12 months appears in red			
11121	MARIETTA	03/21/1961	Active	20	0	1	-1	-4.76%	19	56	1		4	S,T,M,VP,SC	15			
Exc Award (06/30/2017)																		
105607	NEW ALBANY	06/02/2009	Active	11	0	0	0	0.00%	11		10		None	P,T,M,VP,SC	24+			
Exc Award (06/30/2016, 06/30/2017)																		
11128	OLIVE BRANCH	10/30/1951	Active	20	0	5	-5	-20.00%	25	32	3		2	N	M,SC	24+		
11129	OXFORD	08/09/1940	Active	19	0	2	-2	-9.52%	20	43	0			N		0	\$380.00	
Exc Award (06/30/2023, 06/30/2024)																		
11133	RIPLEY	07/31/1946	Active	27	0	0	0	0.00%	24		0		5	P,T,M,VP,SC	24+			
Exc Award (06/30/2016, 06/30/2018)																		
11219	SARDIS	05/25/1948	Active	15	0	2	-2	-11.76%	17	33	1		2	P,M,VP,SC	24+			
Exc Award (06/30/2016, 06/30/2019, 06/30/2020)																		
11220	SENATOBIA	05/18/1948	Active	12	0	1	-1	-7.69%	13	42	0		4	N	M,SC	14		
11221	SHAW	02/20/1950	Active	11	0	1	-1	-8.33%	12	4	3			N	P,VP,SC	9		
Exc Award (06/30/2017, 06/30/2018)																		
11302	STARKVILLE	03/08/1948	Active	6	0	0	0	0.00%	6		10	1	None	P,S,T,M,VP,SC	24+			
Exc Award (06/30/2017, 06/30/2018)																		
101538	STARKVILLE MULTI CULTURE	03/11/2008	Active	9	0	0	0	0.00%	9		11			R	M,SC	21	\$90.00	
11138	TREMONT	09/23/1957	Active	14	0	0	0	0.00%	14		12		3	N	VP,SC	8		
Exc Award (06/30/2016)																		
11139	TUPELO	11/07/1932	Active	22	2	5	-3	-12.00%	10	12	0			N	M,VP	4	\$110.00	
38291	WATER VALLEY	04/21/1980	Active	44	10	1	9	25.71%	34	2	0				M,VP,SC	0	\$1,090.00	
Exc Award (06/30/2016, 06/30/2017, 06/30/2020)																		

Clubs Cancelled Previous Fiscal Year – Clubs Cancelled within last 12 months may be reinstated

Club Number	Club Name	Charter Date	Current Status*	Cancellation Date
117250	SOUTH BRANCH	07/23/2012	Cancelled(6*)	10/29/2023
98644	TUPELO EVENING	02/26/2007	Cancelled(6*)	06/29/2024



## Club Health Assessment for District 30 M through January 2025

Club Number			Club Name			Charter Date			Status					Membership					Reports					Finance		LCIF
									Current Member Count	YTD Members Added	YTD Members Dropped	YTD Net Growth	YTD Net Growth%	Member Count 12 Months Ago	Avg. length of service for dropped members	Months Since Last MMR ***	Yrs. Since Last Officer Report	President Rotation	Vice President Reported ****	Months Since Last Activity Report ***	Account Balance	Donations for current Fiscal Year				
									Number of times on status quo within last two years	If below 15 members appears			If net loss is greater than 20% appears			If no report in 3 months appears in			When more than one year appears in	Number of repeat terms	Notes the officers that do not have an active		If no report at 12 months appears in red			
Current Total Clubs Count	YTD New Clubs Count	YTD Cancelled Clubs Count	YTD Net Club Gain	Current Total Members Count	YTD Add	YTD Drop	YTD Net Growth	YTD Net Growth %	Member Count 12 Months Ago	Average Member Count Per Club	% of Clubs with less than 20 members	% No MMR in 3 Months	% No Officer Report in 12 Months	% of Clubs with balance 90+ days	Number of Clubs in Status Quo	% Status Quo Clubs in Financial Suspension	Number of Cancelled Clubs	Average Cancelled Club Age	Members Lost Due to Cancellation	% of Clubs Cancelled for Non-Financial Reasons						
44	0	0	0	784	47	64	-17	-2.12%	779	18	61%	55%	20%	2%	0	0%	0	0	0	0%						

\* - P - Priority Club. Cancellation Reasons: 1-Objectives/conduct, 2-Non-active club, 5-Non-existing club, 6-Disbanding, 7-Merger, 8-Financial Suspension, 9-District/Multiple District Dues.

\*\* - Abbreviation: P-President, S-Secretary, T-Treasurer, M-Member Chairperson, VP-First Vice President, MC-Communications Chairperson, SC-Service Chairperson

\*\*\* - Abbreviation: N/R - Never reported using the Lions Clubs website, N/A - Not applicable, No password registered for the Lions Clubs website.

\*\*\*\* - Abbreviation: N - New, IP - Immediate Past, R - Repeat.



## Club Health Assessment for District 30 S through January 2025

			Status	Membership							Reports					Finance		LCIF
Club Number	Club Name	Charter Date		Current Member Count	YTD Members Added	YTD Members Dropped	YTD Net Growth	YTD Net Growth%	Member Count 12 Months Ago	Avg. length of service for dropped members	Months Since Last MMR ***	Yrs. Since Last Officer Report	President Rotation	Vice President Reported ****	Months Since Last Activity Report ***	Account Balance	Donations for current Fiscal Year	
			Number of times on status quo within last two years	If below 15 members appears				If net loss is greater than 20% appears			If no report in 3 months appears in	When more than one year appears in	Number of repeat terms		Notes the officers that do not have an active	If no report at 12 months appears in red		
Clubs more than two years old																		
11230	BILOXI	02/18/1924	Active(1)	55	6	6	0	0.00%	58	11	1			N	SC	19		\$990.00
Exc Award (06/30/2023)																		
11148	BROOKHAVEN	03/17/1936	Active	26	3	1	2	8.33%	26	1	1		2		M,VP,SC	1		
11151	CANTON	12/27/1939	Active(1)	21	0	0	0	0.00%	23		5				M,VP,SC	12		
11274	CARTHAGE	06/20/1940	Active	4	0	0	0	0.00%	4		17	1	None		P,S,T,M,VP SC	24+		
11152	CLINTON	08/09/1949	Active	14	0	0	0	0.00%	15		7			N	M,SC	24+		
11275	COLLINSVILLE	02/02/1971	Active	3	0	0	0	0.00%	3		8	1	None		P,S,T,M,VP SC	24+		
11232	COLUMBIA	12/21/1942	Active(1)	28	0	0	0	0.00%	27		7			N	SC	3		\$2,200.00
11153	CRYSTAL SPRINGS	02/27/1936	Active	16	0	1	-1	-5.88%	19	20	2			N	M,SC	0		\$184.00
11279	DE KALB	10/06/1938	Active	7	0	1	-1	-12.50%	8	38	3			N	M,SC	N/R		
54226	DIAMONDHEAD	03/15/1993	Active	23	2	3	-1	-4.17%	21	7	3			IP	M,VP	24+		
Exc Award (06/30/2018)																		
11234	ELLISVILLE	07/07/1948	Active	16	0	0	0	0.00%	16		20	1	None		P,S,T,M,VP SC	N/R		
11156	FLORENCE	03/11/1949	Active	10	0	0	0	0.00%	9		9		2		M,VP,SC	N/R		\$600.00
11284	FOREST	11/11/1946	Active	19	1	0	1	5.56%	19		5			N	M,SC	N/R	90+ Days	
53672	HARRISVILLE	09/14/1992	Active	9	0	0	0	0.00%	9		10		11		P,M,VP,SC	N/R		
11239	HATTIESBURG	01/30/1928	Active(1)	8	0	0	0	0.00%	8		8		9		M,VP,SC	24+		
11158	HAZLEHURST	07/10/1942	Active	13	1	1	0	0.00%	13	1	6		8		M,VP,SC	24+		
11240	LAUREL	03/27/1940	Active	15	0	0	0	0.00%	16		8		3		P,M,VP,SC	24+		
11292	MADDEN	03/16/1970	Active	13	0	0	0	0.00%	13		9	1	None		P,S,T,M,VP SC	24+		
52747	MADISON	03/23/1992	Active	66	2	4	-2	-2.94%	69	5	0			N	M,SC	1		\$175.00
Exc Award (06/30/2022)																		
11166	MAGEE	02/14/1936	Active	60	4	2	2	3.45%	56	11	2		None	N	P,SC	24+		
Exc Award (06/30/2023)																		
11168	MC COMB	05/03/1938	Active(2)	49	9	4	5	11.36%	46	15	0			R	M,SC	1		



## Club Health Assessment for District 30 S through January 2025

			Status								Membership								Reports				Finance		LCIF
Club Number	Club Name	Charter Date		Current Member Count	YTD Members Added	YTD Members Dropped	YTD Net Growth	YTD Net Growth%	Member Count 12 Months Ago	Avg. length of service for dropped members	Months Since Last MMR ***	Yrs. Since Last Officer Report	President Rotation	Vice President Reported ****	Months Since Last Activity Report ***	Account Balance	Donations for current Fiscal Year								
			Number of times on status quo within last two years	If below 15 members appears	If net loss is greater than 20% appears						If no report in 3 months appears in	When more than one year appears in	Number of repeat terms	Notes the officers that do not have an active	If no report at 12 months red										
56162	MEADVILLE FRANKLIN COUNTY	10/20/1994	Active	13	0	1	-1	-7.14%	13	30	6			P,S,M,VP,SC	12										
11159	METRO JACKSON	10/04/1921	Active	10	0	0	0	0.00%	11		7			M,VP,SC	24+										
11296	MORTON	01/29/1929	Active(1)	22	0	0	0	0.00%	26		8			M,VP,SC	24+										
11297	NEWTON	08/08/1938	Active	8	0	0	0	0.00%	8		11		2	P,T,M,VP,SC	24+										
119713	Ocean Springs	06/19/2013	Active	12	0	0	0	0.00%	12		4		2	M,VP,SC	5		\$5.00								
96698	PINE BELT	03/22/2006	Active	11	0	1	-1	-8.33%	12	18	1		2	M,VP,SC	16		\$200.00								
11177	PORT GIBSON	09/07/1928	Active	19	2	2	0	0.00%	20	13	0			R SC	24+										
11179	RESERVOIR L C	02/12/1973	Active	10	0	2	-2	-16.67%	14	40	5			N M,SC	16		\$50.00								
11264	ST MARTIN	11/02/1960	Active	13	0	1	-1	-7.14%	14	8	3			S,T,M,VP,SC	12										
11268	SUMRALL	02/26/1940	Active	40	2	1	1	2.56%	40	3	1			N P,SC	24+										
11182	TERRY	06/23/1949	Active	10	0	0	0	0.00%	10		1		7	T,M,VP,SC	24+	90+ Days	\$100.00								
Exc Award (06/30/2018)																									
11185	VICKSBURG	01/11/1944	Active	25	1	0	1	4.17%	25		3			N P,M,SC	1										
11270	WAYNESBORO	07/15/1948	Active	15	0	0	0	0.00%	15		5			P,T,M,VP,SC	24+	90+ Days	\$200.00								
11186	WESSON	04/30/1940	Active	17	0	0	0	0.00%	17		7			N M,VP,SC	24+		\$33.00								
11271	WOOLMARKET	01/30/1961	Active(2)	13	3	0	3	30.00%	9		6			M,VP,SC	24+										
11187	YAZOO CITY	01/10/1940	Active	17	0	0	0	0.00%	17		3		3	N M,VP,SC	10										
Exc Award (06/30/2023)																									
Current Total Clubs Count	YTD New Clubs Count	YTD Cancelled Clubs Count	YTD Net Club Gain	Current Total Members Count	YTD Add	YTD Drop	YTD Net Growth	YTD Net Growth %	Member Count 12 Months Ago	Average Member Count Per Club	% of Clubs with less than 20 members	% No MMR in 3 Months	% No Officer Report in 12 Months	% of Clubs with balance 90+ days	Number of Clubs in Status Quo	% Status Quo Clubs in Financial Suspension	Number of Cancelled Clubs	Average Cancelled Club Age	Members Lost Due to Cancellation	% of Clubs Cancelled for Non-Financial Reasons					
37	0	0	0	730	36	31	5	0.69%	741	20	70%	73%	11%	8%	0	0%	0	0	0	0%					

\* - P - Priority Club. Cancellation Reasons: 1-Objectives/conduct, 2-Non-active club, 5-Non-existing club, 6-Disbanding, 7-Merger, 8-Financial Suspension, 9-District/Multiple District Dues.

\*\* - Abbreviation: P-President, S-Secretary, T-Treasurer, M-Member Chairperson, VP-First Vice President, MC-Communications Chairperson, SC-Service Chairperson

\*\*\* - Abbreviation: N/R - Never reported using the Lions Clubs website, N/A - Not applicable, No password registered for the Lions Clubs website.

\*\*\*\* - Abbreviation: N - New, IP - Immediate Past, R - Repeat.




# Club Health Assessment for District 31 L through January 2025

Club Number	Club Name	Charter Date	Status	Membership							Reports					Finance	LCIF
				Current Member Count	YTD Members Added	YTD Members Dropped	YTD Net Growth	YTD Net Growth%	Member Count 12 Months Ago	Avg. length of service for dropped members	Months Since Last MMR ***	Yrs. Since Last Officer Report	President Rotation	Vice President Reported ****	Months Since Last Activity Report ***	Account Balance	Donations for current Fiscal Year
			Number of times on status quo within last two years	If below 15 members appears				If net loss is greater than 20% appears			If no report in 3 months appears	When more than one year appears in	Number of repeat terms	Notes the officers that do not have an active	If no report at 12 months red		
<b>Clubs more than two years old</b>																	
11309	ANDREWS	09/13/1951	Active(1)	30	2	2	0	0.00%	29	3	2		5	N	M,VP,SC	11	
47410	ASHEVILLE GREATER	06/16/1987	Active	15	1	0	1	7.14%	15		5		8		M,VP,SC	24+	
11355	BALLS CREEK	12/14/1956	Active	10	0	0	0	0.00%	10		12		None		P,S,T,M,VP SC	N/A	
11314	BLACK MOUNTAIN	12/17/1935	Active	15	2	2	0	0.00%	15	5	1			N	P,M,SC	24+	
Exc Award (06/30/2017)																	
88381	BLACK MOUNTAIN MCCUNE	05/23/2005	Active	44	7	4	3	7.32%	38	3	1		3	N	P,M,VP,SC	0	
11315	BREVARD	09/15/1938	Active	15	0	0	0	0.00%	15		8		3	R	SC	1	\$50.00
50447	BREVARD DAVIDSON RIVER	04/19/1990	Active	7	0	0	0	0.00%	7		10		4	R	M	24+	
11317	CANDLER	10/28/1946	Active	26	2	0	2	8.33%	22		5			R	T,VP,SC	N/R	90+ Days
11318	CANTON	08/24/1938	Active	31	0	0	0	0.00%	33		8			R	M,SC	13	
Exc Award (06/30/2017)																	
11415	CHASE	03/22/1971	Active	8	0	0	0	0.00%	8		9	1	None		P,S,T,M,VP SC	24+	
11361	CLAREMONT	05/11/1949	Active	15	0	0	0	0.00%	17		4		2	N	VP,SC	0	
11321	CLAY COUNTY	05/10/1938	Active	6	0	1	-1	-14.29%	9	9	4		2		M,VP,SC	18	
11322	CLYDE	04/20/1949	Active	5	0	0	0	0.00%	7		7		2		VP,SC	13	
11362	CONOVER	08/10/1938	Active	5	0	0	0	0.00%	5		19	1	None		P,S,T,M,VP SC	24+	
11412	EAST GASTONIA	04/12/1957	Active	7	0	0	0	0.00%	7		19	1	None		P,S,T,M,VP SC	24+	
117191	EDNEYVILLE COMMUNITY	06/18/2012	Active(1)	4	0	4	-4	-50.00%	8	6	1		2	R	M,SC	24+	
11325	ERWIN DISTRICT	03/17/1956	Active	35	2	0	2	6.06%	33		2		3	R	P,SC	1	
11326	ETOWAH	01/20/1954	Active	24	3	1	2	9.09%	22	2	2			N		1	\$100.00
Exc Award (06/30/2023, 06/30/2024)																	
11330	FRANKLIN	06/23/1939	Active	24	2	0	2	9.09%	21		0			R	SC	4	
11416	Gastonia	02/14/1923	Active	7	0	0	0	0.00%	7		10		9	R		14	
11365	GRANITE FALLS	08/23/1937	Active	12	0	0	0	0.00%	12		10		12	R	M	14	
11333	HENDERSONVILLE	12/22/1938	Active	37	1	3	-2	-5.13%	41	10	0		2	R		1	





# Club Health Assessment for District 31 L through January 2025

			Status	Membership						Reports					Finance		LCIF
Club Number	Club Name	Charter Date		Current Member Count	YTD Members Added	YTD Members Dropped	YTD Net Growth	YTD Net Growth%	Member Count 12 Months Ago	Avg. length of service for dropped members	Months Since Last MMR ***	Yrs. Since Last Officer Report	President Rotation	Vice President Reported ****	Months Since Last Activity Report ***	Account Balance	Donations for current Fiscal Year
			Number of times on status quo within last two years	If below 15 members appears				If net loss is greater than 20% appears			If no report in 3 months appears in	When more than one year appears in	Number of repeat terms	Notes the officers that do not have an active	If no report at 12 months red		
11335	HOT SPRINGS	03/19/1957	Active	22	0	0	0	0.00%	22		12		None	P,S,T,M,VP SC	15		
11369	HUDSON	06/24/1949	Active	14	0	0	0	0.00%	16		9		4	R	M,VP,SC	24+	
36704	LAKE LURE	03/26/1979	Active	24	3	4	-1	-4.00%	24	10	2		4		M,VP	0	\$1,000.00
11424	LINCOLNTON	12/14/1950	Active	12	2	3	-1	-7.69%	14	9	0		2	R	SC	2	
11371	LONG VIEW	05/09/1950	Active	17	1	0	1	6.25%	16		3			N		0	\$140.00
Exc Award (06/30/2023)																	
11374	MARION	11/19/1953	Active	13	0	0	0	0.00%	13		9		8	N	P,M,SC	24+	
11337	MARS HILL	12/16/1968	Active	6	0	0	0	0.00%	6		15	1	None	P,S,T,M,VP SC	N/R		
110774	MILLS RIVER	04/19/2011	Active	10	0	0	0	0.00%	13		7		3	R	M,SC	9	
11427	MOUNT HOLLY	06/04/1935	Active	3	0	0	0	0.00%	3		4		12		M,VP,SC	22	
11378	NEWTON	09/25/1944	Active	7	0	0	0	0.00%	7		16	1	None	P,S,T,M,VP SC	24+		
11342	PISGAH FOREST	11/07/1968	Active	11	0	0	0	0.00%	14		7		5	R		5	
11380	RUTHERFORD COLLEGE	03/14/1955	Active	21	4	1	3	16.67%	18	26	1		2		P,M,VP,SC	0	\$10.00
11432	RUTHERFORDTON	10/11/1954	Active	16	2	1	1	6.67%	13	18	0			N		1	
11381	SAINT STEPHENS	04/26/1951	Active	14	5	2	3	27.27%	13	16	2		3	R		15	
62795	SAND HILL	02/17/2000	Active	8	2	0	2	33.33%	7		0		3	N	SC	14	
Exc Award (06/30/2017)																	
11433	SHELBY	08/28/1929	Active	12	0	1	-1	-7.69%	14	8	0		8	R	M,VP,SC	24+	
11383	SHERRILLS FORD	09/03/1957	Active	15	3	7	-4	-21.05%	17	3	1			IP	M	0	\$1,040.00
Exc Award (06/30/2023, 06/30/2024)																	
11386	SPRUCE PINE	11/29/1950	Active	16	0	0	0	0.00%	17		10			R	M,VP,SC	7	
11345	SWANNANOVA VALLEY L C	03/24/1970	Active	4	0	0	0	0.00%	4		5		6		M,VP,SC	24+	
11391	VALDESE	11/09/1936	Active	9	0	2	-2	-18.18%	11	25	6				VP,SC	7	90+ Days
11348	VALLEY SPRINGS	10/18/1954	Active	2	0	1	-1	-33.33%	3	53	5		5	N	S	24+	
11350	WAYNESVILLE	09/06/1938	Active	9	0	0	0	0.00%	9		8	1	None	P,S,T,M,VP SC	14		
11351	WEAVERVILLE	03/25/1949	Active	21	2	4	-2	-8.70%	22	9	4			N	M,SC	15	



## Club Health Assessment for District 31 L through January 2025

Club Number	Club Name	Charter Date	Status	Membership							Reports					Finance	LCIF
				Current Member Count	YTD Members Added	YTD Members Dropped	YTD Net Growth	YTD Net Growth%	Member Count 12 Months Ago	Avg. length of service for dropped members	Months Since Last MMR ***	Yrs. Since Last Officer Report	President Rotation	Vice President Reported ****	Months Since Last Activity Report ***	Account Balance	Donations for current Fiscal Year
			Number of times on status quo within last two years	If below 15 members appears				If net loss is greater than 20% appears			If no report in 3 months appears	When more than one year appears in	Number of repeat terms	Notes the officers that do not have an active	If no report at 12 months appears in red		
82296	WEST HICKORY VIP	05/12/2004	Active	22	0	1	-1	-4.35%	23	17	5		N	P,T,M,VP,SC	15		

Clubs Cancelled Previous Fiscal Year – Clubs Cancelled within last 12 months may be reinstated

Club Number	Club Name	Charter Date	Current Status*	Cancellation Date
11359	BURNSVILLE	04/05/1949	Cancelled(6*)	07/29/2023
36447	MOUNTAIN HOME	01/08/1979	Cancelled(8*)	10/29/2023
11346	SYLVA CULLOWHEE	11/30/1936	Cancelled(6*)	07/29/2023

Current Total Clubs Count	YTD New Clubs Count	YTD Cancelled Clubs Count	YTD Net Club Gain	Current Total Members Count	YTD Add	YTD Drop	YTD Net Growth	YTD Net Growth %	Member Count 12 Months Ago	Average Member Count Per Club	% of Clubs with less than 20 members	% No MMR in 3 Months	% No Officer Report in 12 Months	% of Clubs with balance 90+ days	Number of Clubs in Status Quo	% Status Quo Clubs in Financial Suspension	Number of Cancelled Clubs	Average Cancelled Club Age	Members Lost Due to Cancellation	% of Clubs Cancelled for Non-Financial Reasons
46	0	0	0	690	46	44	2	0.29%	700	15	72%	65%	13%	4%	0	0%	0	0	0	0%

\* - P - Priority Club. Cancellation Reasons: 1-Objectives/conduct, 2-Non-active club, 5-Non-existing club, 6-Disbanding, 7-Merger, 8-Financial Suspension, 9-District/Multiple District Dues.


\*\* - Abbreviation: P-President, S-Secretary, T-Treasurer, M-Member Chairperson, VP-First Vice President, MC-Communications Chairperson, SC-Service Chairperson

\*\*\* - Abbreviation: N/R - Never reported using the Lions Clubs website, N/A - Not applicable, No password registered for the Lions Clubs website.

\*\*\*\* - Abbreviation: N - New, IP - Immediate Past, R - Repeat.




# Club Health Assessment for District 31 I through January 2025

			Status	Membership							Reports					Finance		LCIF
Club Number	Club Name	Charter Date		Current Member Count	YTD Members Added	YTD Members Dropped	YTD Net Growth	YTD Net Growth%	Member Count 12 Months Ago	Avg. length of service for dropped members	Months Since Last MMR ***	Yrs. Since Last Officer Report	President Rotation	Vice President Reported ****	Months Since Last Activity Report ***	Account Balance	Donations for current Fiscal Year	
			Number of times on status quo within last two years	If below 15 members appears				If net loss is greater than 20% appears			If no report in 3 months appears in	When more than one year appears in	Number of repeat terms	Notes the officers that do not have an active	If no report at 12 months appears in red			
Clubs more than two years old																		
11357	BETHLEHEM	12/10/1964	Active	44	2	1	1	2.33%	38	10	2		2	R	1			
Exc Award (06/30/2018, 06/30/2022, 06/30/2025)																		
11358	BOONE	11/20/1936	Active	17	0	1	-1	-5.56%	17	12	0			IP	0		\$570.00	
11399	CHARLOTTE CENTRAL	10/20/1922	Active	6	0	0	0	0.00%	6		30		5		P,T,M,VP,SC	N/R		
11403	CHARLOTTE SOUTHERN	03/22/1957	Active	15	0	0	0	0.00%	14		9		2		VP,SC	24+		
11501	CLEVELAND	06/02/1949	Active	24	0	1	-1	-4.00%	27	1	0			N	2		\$100.00	
Exc Award (06/30/2016, 06/30/2017, 06/30/2020)																		
11502	CONCORD	05/19/1932	Active	26	3	4	-1	-3.70%	28	5	3		2	R	SC	0	\$120.00	
Exc Award (06/30/2022)																		
61396	CRESTON RIVERVIEW	01/11/1999	Active	11	3	1	2	22.22%	8	15	3		6	R	S,T,M,VP,SC	N/R		
11410	DAVIDSON	06/29/1945	Active	21	0	0	0	0.00%	22		7		4		VP,SC	24+		
11504	DAVIS TOWNSEND	04/06/1951	Active	16	2	0	2	14.29%	14		6		4	R	M,VP,SC	7	\$300.00	
11505	DENTON	03/20/1944	Active	32	0	1	-1	-3.03%	34	2	0		2	N	M,SC	7		
Exc Award (06/30/2017, 06/30/2023)																		
11411	DERITA	02/28/1957	Active	11	0	0	0	0.00%	11		12				VP,SC	24+		
11445	DOBSON	03/05/1946	Active	21	1	1	0	0.00%	21	63	3		6	R	M,SC	24+		
11447	ELKIN	10/31/1944	Active	6	0	0	0	0.00%	6		9		11	R	SC	24+		
11507	FAIR GROVE	12/07/1949	Active	16	1	0	1	6.67%	12		0			N	M,VP,SC	0		
Exc Award (06/30/2024)																		
11509	HARRISBURG	04/23/1964	Active	23	3	0	3	15.00%	11		2		2		VP,SC	9		
11510	HASTY	05/20/1952	Active(1)	1	0	0	0	0.00%	1		8		4		S,M,VP,SC	24+		
11419	HICKORY GROVE	04/01/1958	Active	6	0	1	-1	-14.29%	7	2	3		2		M,VP,SC	24+		
11463	KERNERSVILLE	09/22/1938	Active	42	0	4	-4	-8.70%	46	7	4				VP,SC	14	\$150.00	
11464	KING	06/15/1949	Active	14	0	0	0	0.00%	13		9				VP,SC	9		
39145	LAKE NORMAN L C	12/08/1980	Active	19	0	1	-1	-5.00%	21	12	0			N	SC	1		



# Club Health Assessment for District 31 I through January 2025

			Status	Membership							Reports					Finance		LCIF
Club Number	Club Name	Charter Date		Current Member Count	YTD Members Added	YTD Members Dropped	YTD Net Growth	YTD Net Growth%	Member Count 12 Months Ago	Avg. length of service for dropped members	Months Since Last MMR ***	Yrs. Since Last Officer Report	President Rotation	Vice President Reported ****	Months Since Last Activity Report ***	Account Balance	Donations for current Fiscal Year	
			Number of times on status quo within last two years	If below 15 members appears					If net loss is greater than 20% appears			If no report in 3 months appears in	When more than one year appears in	Number of repeat terms	Notes the officers that do not have an active	If no report at 12 months appears in red		
11517	LEXINGTON DOWNTOWN	01/31/1972	Active	22	0	2	-2	-8.33%	24	35	4			N	M,SC	3	90+ Days	\$100.00
11518	LINWOOD	03/14/1951	Active	13	1	1	0	0.00%	13	8	0		4	R	M,VP	0		
Exc Award (06/30/2016, 06/30/2024)																		
33316	MINT HILL	02/07/1977	Active	25	2	3	-1	-3.85%	25	6	0		5	N	M,SC	10		
11470	MOCKSVILLE	10/22/1954	Active	19	1	2	-1	-5.00%	23	1	0				VP,SC	1		
11376	MOORESVILLE	07/11/1939	Active	17	0	0	0	0.00%	18		7		3	R	M,SC	8		
11471	MOUNT AIRY	06/07/1938	Active	12	0	0	0	0.00%	12		12		9		T,M,VP,SC	24+		
11528	MT PLEASANT	09/05/1944	Active	49	0	0	0	0.00%	51		0			N		2		
Exc Award (06/30/2023, 06/30/2024)																		
78750	NORTH CHARLOTTE	04/09/2004	Active	14	0	0	0	0.00%	15		5		15		T,M,VP,SC	10	\$50.00	
11496	NORTH DAVIDSON	03/15/1962	Active	15	0	2	-2	-11.76%	19	1	2			R		7		
Exc Award (06/30/2023)																		
11379	NORTH WILKESBORO	04/05/1938	Active	27	0	4	-4	-12.90%	31	20	1			N	SC	24		
Exc Award (06/30/2016, 06/30/2018, 06/30/2024)																		
11536	ODELL	01/09/1957	Active	10	0	0	0	0.00%	11		9		5		P,M,VP,SC	24+		
11537	PILOT	11/06/1951	Active	26	1	2	-1	-3.70%	27	6	1				T,M,VP,SC	16		
11475	PINNACLE	06/22/1971	Active	11	0	1	-1	-8.33%	7	53	6				P,VP,SC	24+		
11540	ROCKWELL	09/20/1954	Active	18	1	5	-4	-18.18%	22	4	1			N	M,VP,SC	0		
Exc Award (06/30/2024)																		
11541	SALISBURY	09/11/1932	Active	33	0	4	-4	-10.81%	38	16	1			N	M	0	\$1,400.00	
11384	SOUTH IREDELL	11/07/1960	Active	7	0	0	0	0.00%	7		9				P,VP,SC	10	\$1,000.00	
11385	SPARTA	10/17/1944	Active	20	0	2	-2	-9.09%	22	23	4				T,VP,SC	24+		
Exc Award (06/30/2016)																		
11389	TAYLORSVILLE	10/10/1944	Active	8	0	0	0	0.00%	9		9		7	R	M,SC	1	\$50.00	
Exc Award (06/30/2018)																		
11544	THOMASVILLE	10/03/1938	Active	59	4	5	-1	-1.67%	53	14	0			N		0		
Exc Award (06/30/2023, 06/30/2024)																		



# Club Health Assessment for District 31 I through January 2025

			Status		Membership						Reports					Finance		LCIF		
Club Number	Club Name	Charter Date			Current Member Count	YTD Members Added	YTD Members Dropped	YTD Net Growth	YTD Net Growth%	Member Count 12 Months Ago	Avg. length of service for dropped members	Months Since Last MMR ***	Yrs. Since Last Officer Report	President Rotation	Vice President Reported ****	Months Since Last Activity Report ***	Account Balance	Donations for current Fiscal Year		
			Number of times on status quo within last two years		If below 15 members appears				If net loss is greater than 20% appears			If no report in 3 months appears in	When more than one year appears in	Number of repeat terms		Notes the officers that do not have an active	If no report at 12 months appears in red			
11487	WALNUT COVE	10/15/1956	Active		15	7	0	7	87.50%	10		1		3		VP,SC	18			
11392	WEST IREDELL	04/02/1957	Active		5	0	1	-1	-16.67%	9	63	6		2		M,VP,SC	1			
Exc Award (06/30/2018)																				
11393	WEST JEFFERSON	07/12/1949	Active		12	0	3	-3	-20.00%	19	41	0				M,VP,SC	10			
11550	WEST LEXINGTON	02/01/1960	Active		6	0	0	0	0.00%	9		4		2		VP,SC	24+			
11489	WINSTON SALEM KONNOAK HILLS	03/23/1964	Active		20	0	0	0	0.00%	20		7			N	T,SC	1			
Exc Award (06/30/2024)																				
11488	WINSTON SALEM TWIN CITY HOST	03/13/1922	Active		25	0	4	-4	-13.79%	29	4	0		3	N	SC	1			
Current Total Clubs Count	YTD New Clubs Count	YTD Cancelled Clubs Count	YTD Net Club Gain	Current Total Members Count	YTD Add	YTD Drop	YTD Net Growth	YTD Net Growth %	Member Count 12 Months Ago	Average Member Count Per Club	% of Clubs with less than 20 members	% No MMR in 3 Months	% No Officer Report in 12 Months	% of Clubs with balance 90+ days	Number of Clubs in Status Quo	% Status Quo Clubs in Financial Suspension	Number of Cancelled Clubs	Average Cancelled Club Age	Members Lost Due to Cancellation	% of Clubs Cancelled for Non-Financial Reasons
45	0	0	0	859	32	57	-25	-2.83%	880	19	60%	56%	0%	2%	0	0%	0	0	0	0%

\* - P - Priority Club. Cancellation Reasons: 1-Objectives/conduct, 2-Non-active club, 5-Non-existing club, 6-Disbanding, 7-Merger, 8-Financial Suspension, 9-District/Multiple District Dues.

\*\* - Abbreviation: P-President, S-Secretary, T-Treasurer, M-Member Chairperson, VP-First Vice President, MC-Communications Chairperson, SC-Service Chairperson

\*\*\* - Abbreviation: N/R - Never reported using the Lions Clubs website, N/A - Not applicable, No password registered for the Lions Clubs website.

\*\*\*\* - Abbreviation: N - New, IP - Immediate Past, R - Repeat.



# Club Health Assessment for District 31 O through January 2025

			Status	Membership							Reports					Finance		LCIF
Club Number	Club Name	Charter Date		Current Member Count	YTD Members Added	YTD Members Dropped	YTD Net Growth	YTD Net Growth%	Member Count 12 Months Ago	Avg. length of service for dropped members	Months Since Last MMR ***	Yrs. Since Last Officer Report	President Rotation	Vice President Reported ****	Months Since Last Activity Report ***	Account Balance	Donations for current Fiscal Year	
			Number of times on status quo within last two years	If below 15 members appears				If net loss is greater than 20% appears			If no report in 3 months appears in	When more than one year appears in	Number of repeat terms	Notes the officers that do not have an active	If no report at 12 months appears in red			
Clubs less than two years old																		
171743	Scotland County	05/20/2024	Active	18	1	3	-2	-10.00%	0	1	1		2	R	0			
Clubs more than two years old																		
11553	ABERDEEN	06/28/1938	Active	21	0	4	-4	-16.00%	36	10	0		2	R	1			
Exc Award (06/30/2017, 06/30/2018, 06/30/20																		
11437	ALAMANCE COMMUNITY	04/09/1957	Active	17	1	0	1	6.25%	17		1			T,M,VP,SC	3			
11493	ALBEMARLE	04/21/1922	Active	8	0	0	0	0.00%	8		10		3	P,M,VP,SC	3			
11438	ARCHDALE TRINITY	02/08/1950	Active	5	0	0	0	0.00%	8		9			M,VP,SC	10			
Exc Award (06/30/2023)																		
11439	ASHEBORO	03/16/1944	Active	14	0	1	-1	-6.67%	15	13	6		4	M,VP,SC	14			
11554	BISCOE	06/17/1938	Active	14	0	0	0	0.00%	14		19	1	None	P,S,T,M,VP SC	13			
109396	BROADWAY	09/29/2010	Active	24	0	6	-6	-20.00%	29	3	5			N	5			
Exc Award (06/30/2023)																		
11558	CANDOR	01/12/1944	Active	14	0	0	0	0.00%	14		9		None	N	P,SC	9		
11613	CARRBORO	02/22/1945	Active	2	0	1	-1	-33.33%	3	44	1		5	T,M,VP,SC	13			
11442	COLERIDGE	05/22/1950	Active	31	7	0	7	29.17%	24		0			N	M,SC	0		
Exc Award (06/30/2023)																		
11619	CREEDMOOR	02/28/1945	Active	5	0	0	0	0.00%	5		11		5	R	M,SC	14		
11620	DURHAM	07/26/1922	Active	52	1	4	-3	-5.45%	56	30	0			N	2		\$2,000.00	
Exc Award (06/30/2018, 06/30/2024)																		
11465	EDEN	04/12/1938	Active	27	0	0	0	0.00%	27		15		None		P,S,T,M,VP	14		
11567	ELLERBE	12/07/1945	Active	12	0	0	0	0.00%	12		12	1	None		P,S,T,M,VP SC	13		
11448	FARMER	01/27/1969	Active	20	0	0	0	0.00%	20		14			N	P,T,M,VP,SC	14		
11451	GIBSONVILLE	11/28/1956	P- Active	0	0	9	-9	-100.00%	12	22	1		None		P,S,T,M,VP SC	9		
11627	GOLDSTON	01/24/1947	Active	19	0	1	-1	-5.00%	22	28	0		7	R	M,SC	0		
Exc Award (06/30/2018, 06/30/2021)																		
11452	GRAYS CHAPEL	04/20/1957	Active	22	0	0	0	0.00%	22		9		6	R	M,SC	12		




# Club Health Assessment for District 31 O through January 2025

			Status	Membership							Reports					Finance		LCIF
Club Number	Club Name	Charter Date		Current Member Count	YTD Members Added	YTD Members Dropped	YTD Net Growth	YTD Net Growth%	Member Count 12 Months Ago	Avg. length of service for dropped members	Months Since Last MMR ***	Yrs. Since Last Officer Report	President Rotation	Vice President Reported ****	Months Since Last Activity Report ***	Account Balance	Donations for current Fiscal Year	
			Number of times on status quo within last two years	If below 15 members appears				If net loss is greater than 20% appears			If no report in 3 months appears in	When more than one year appears in	Number of repeat terms	Notes the officers that do not have an active	If no report at 12 months appears in red			
11526	GREATER MONROE Exc Award (06/30/2023)	05/06/1955	Active	4	0	2	-2	-33.33%	8	2	1			M,VP,SC	1		\$140.00	
11453	GREENSBORO Exc Award (06/30/2017, 06/30/2018, 06/30/2020)	09/11/1922	Active	27	1	5	-4	-12.90%	30	16	0		N		4		\$3,000.00	
11458	GREENSBORO HAMILTON LAKES Exc Award (06/30/2022, 06/30/2023, 06/30/2024)	10/30/1956	Active	30	3	5	-2	-6.25%	29	2	1		N	M,SC	1		\$2,000.00	
137688	GUILFORD COUNTY WIDE CYBER Exc Award (06/30/2021, 06/30/2022, 06/30/2024)	04/09/2019	Active	42	2	9	-7	-14.29%	46	3	1		N		4		\$140.00	
11575	HAMLET Exc Award (06/30/2018)	12/19/1944	Active	18	0	2	-2	-10.00%	23	23	1		None	N	P,SC	6		
11459	HIGH POINT	11/05/1929	Active	20	1	0	1	5.26%	21		0		R	VP,SC	7			
11511	INDIAN TRAIL Exc Award (06/30/2022)	05/14/1969	Active	9	1	4	-3	-25.00%	13	13	4			VP,SC	11			
11485	JAMESTOWN Exc Award (06/30/2023)	03/07/1957	Active	7	1	0	1	16.67%	6		1		None	P,T,M,VP,SC	1			
11462	JULIAN Exc Award (06/30/2023, 06/30/2024)	02/09/1951	Active	23	0	0	0	0.00%	15		6		3	T,M,VP,SC	7		\$220.00	
11466	LIBERTY	02/04/1947	Active	12	0	3	-3	-20.00%	15	3	3		N	M,SC	1			
11467	MADISON	03/24/1938	Active	9	1	0	1	12.50%	8		2		None	N	P,M,VP,SC	16		
11468	MAYODAN Exc Award (06/30/2024)	03/04/1948	Active	24	5	2	3	14.29%	6	0	3		22	R	M,SC	1	\$20.00	
11469	MC LEANSVILLE Exc Award (06/30/2017, 06/30/2019, 06/30/2020)	07/29/1960	Active	28	6	4	2	7.69%	25	18	0		2	R	M,SC	1	\$2,100.00	
11636	MONCURE	03/15/1950	Active	12	0	0	0	0.00%	13		6		3	M,VP,SC	1		\$54.72	
143319	North Moore Exc Award (06/30/2023, 06/30/2024)	11/02/2020	Active	23	0	1	-1	-4.17%	23	4	3		2	R	SC	15		
11534	NORWOOD	06/08/1945	Active	16	1	0	1	6.67%	13		3		N	M,SC	3			
53290	OAK RIDGE	06/19/1992	Active	28	2	0	2	7.69%	23		4		3	M,VP,SC	11	90+ Days	\$1,000.00	



# Club Health Assessment for District 31 O through January 2025

			Status	Membership							Reports					Finance	LCIF	
Club Number	Club Name	Charter Date		Current Member Count	YTD Members Added	YTD Members Dropped	YTD Net Growth	YTD Net Growth%	Member Count 12 Months Ago	Avg. length of service for dropped members	Months Since Last MMR ***	Yrs. Since Last Officer Report	President Rotation	Vice President Reported ****	Months Since Last Activity Report ***	Account Balance	Donations for current Fiscal Year	
			Number of times on status quo within last two years	If below 15 members appears					If net loss is greater than 20% appears			If no report in 3 months appears in	When more than one year appears in	Number of repeat terms	Notes the officers that do not have an active	If no report at 12 months red		
Exc Award (06/30/2023)																		
11535	OAKBORO	02/25/1947	Active	13	0	0	0	0.00%	13		13		23	M,VP,SC	14			
11638	OXFORD	04/23/1941	Active	20	1	0	1	5.26%	20		2		2	M,VP,SC	10			
49293	PLEASANT GARDEN	03/13/1989	Active	17	0	1	-1	-5.56%	16	36	1			N SC	0		\$710.00	
Exc Award (06/30/2017, 06/30/2024)																		
11479	REIDSVILLE	02/02/1945	Active	33	0	0	0	0.00%	29		3			N M,SC	3		\$20.00	
Exc Award (06/30/2024)																		
11592	ROCKINGHAM	02/14/1949	Active	12	0	0	0	0.00%	16		0		3	M,VP,SC	0			
11597	SANFORD	06/12/1935	Active	89	8	3	5	5.95%	83	24	0			N SC	4			
Exc Award (06/30/2023, 06/30/2024)																		
11648	SILER CITY	04/06/1938	Active	32	7	8	-1	-3.03%	26	15	0		2	M,VP,SC	4		\$100.00	
Exc Award (06/30/2016, 06/30/2020, 06/30/2024)																		
11649	SOUTH CHATHAM L C	12/10/1973	Active	8	0	0	0	0.00%	9		10	1	None	P,S,T,M,VP SC	22			
11602	TROY	03/04/1947	Active	19	1	3	-2	-9.52%	21	2	0		None	R P,SC	15			
Exc Award (06/30/2023)																		
11527	UNIONVILLE	12/11/1970	Active	15	0	3	-3	-16.67%	19	13	0		2	N SC	8		\$2.50	
11603	VASS	02/16/1943	Active	37	1	8	-7	-15.91%	49	6	0			S,T,VP,SC	0		\$10.00	
Exc Award (06/30/2021, 06/30/2022, 06/30/2024)																		
11547	WADESBORO	06/08/1949	Active	7	0	0	0	0.00%	7		8		6	N T,SC	16			
Exc Award (06/30/2018)																		
45091	WAXHAW	06/27/1985	Active	25	2	13	-11	-30.56%	30	9	0			VP	0		\$200.00	
Exc Award (06/30/2018, 06/30/2022, 06/30/2024)																		
11606	WEST MONTGOMERY L C	02/22/1971	P- Active	0	0	0	0	0.00%	8		8		None	P,S,T,M,VP SC	12			
11519	WEST STANLY	03/18/1952	Active	16	0	0	0	0.00%	15		9			M,VP,SC	4			
11552	WINGATE	01/30/1947	Active	14	0	0	0	0.00%	15		5		2	N M,SC	6			
Exc Award (06/30/2017, 06/30/2018)																		





## Club Health Assessment for District 31 O through January 2025

			Status	Membership							Reports					Finance	LCIF
Club Number	Club Name	Charter Date		Current Member Count	YTD Members Added	YTD Members Dropped	YTD Net Growth	YTD Net Growth%	Member Count 12 Months Ago	Avg. length of service for dropped members	Months Since Last MMR ***	Yrs. Since Last Officer Report	President Rotation	Vice President Reported ****	Months Since Last Activity Report ***	Account Balance	Donations for current Fiscal Year
			Number of times on status quo within last two years	If below 15 members appears				If net loss is greater than 20% appears			If no report in 3 months appears in	When more than one year appears in	Number of repeat terms	Notes the officers that do not have an active	If no report at 12 months appears in red		

Clubs Cancelled Previous Fiscal Year – Clubs Cancelled within last 12 months may be reinstated

Club Number		Club Name		Charter Date		Current Status*		Cancellation Date												
11454		GREENSBORO GATE CITY		03/10/1953		Cancelled(6*)		06/29/2024												
Current Total Clubs Count	YTD New Clubs Count	YTD Cancelled Clubs Count	YTD Net Club Gain	Current Total Members Count	YTD Add	YTD Drop	YTD Net Growth	YTD Net Growth %	Member Count 12 Months Ago	Average Member Count Per Club	% of Clubs with less than 20 members	% No MMR in 3 Months	% No Officer Report in 12 Months	% of Clubs with balance 90+ days	Number of Clubs in Status Quo	% Status Quo Clubs in Financial Suspension	Number of Cancelled Clubs	Average Cancelled Club Age	Members Lost Due to Cancellation	% of Clubs Cancelled for Non-Financial Reasons
52	0	0	0	1,014	54	105	-51	-4.79%	1,037	20	58%	50%	6%	2%	0	0%	0	0	0	0%

\* - P - Priority Club. Cancellation Reasons: 1-Objectives/conduct, 2-Non-active club, 5-Non-existing club, 6-Disbanding, 7-Merger, 8-Financial Suspension, 9-District/Multiple District Dues.

\*\* - Abbreviation: P-President, S-Secretary, T-Treasurer, M-Member Chairperson, VP-First Vice President, MC-Communications Chairperson, SC-Service Chairperson

\*\*\* - Abbreviation: N/R - Never reported using the Lions Clubs website, N/A - Not applicable, No password registered for the Lions Clubs website.

\*\*\*\* - Abbreviation: N - New, IP - Immediate Past, R - Repeat.




# Club Health Assessment for District 31 N through January 2025

			Status	Membership							Reports					Finance		LCIF
Club Number	Club Name	Charter Date		Current Member Count	YTD Members Added	YTD Members Dropped	YTD Net Growth	YTD Net Growth%	Member Count 12 Months Ago	Avg. length of service for dropped members	Months Since Last MMR ***	Yrs. Since Last Officer Report	President Rotation	Vice President Reported ****	Months Since Last Activity Report ***	Account Balance	Donations for current Fiscal Year	
			Number of times on status quo within last two years	If below 15 members appears				If net loss is greater than 20% appears			If no report in 3 months appears in	When more than one year appears in	Number of repeat terms	Notes the officers that do not have an active	If no report at 12 months red			
Clubs less than two years old																		
157666	Liberty	05/23/2024	Active	27	4	1	3	12.50%	0	0	0		2	N	M,SC	N/R		
Clubs more than two years old																		
120887	Anderson Creek	12/06/2013	Active	40	7	1	6	17.65%	28	2	0			N	M,SC	1		
107251	ANGIER	01/12/2010	Active(1)	13	0	0	0	0.00%	14		7		3	N	M,VP,SC	2		
11711	AURORA	09/08/1969	Active	11	1	0	1	10.00%	12		2		14		P,M,VP,SC	2		
11713	BATH	04/24/1950	Active	11	0	0	0	0.00%	12		6		6	R	M,SC	11		
118956	BEAUFORT	03/18/2013	Active	60	10	5	5	9.09%	51	2	0			N		0		
Exc Award (06/30/2017, 06/30/2023, 06/30/20)																		
11658	BENSON	06/11/1953	Active	36	1	2	-1	-2.70%	33	27	0		6	R	SC	24+		
11557	BUIES CREEK	01/18/1965	Active(1)	5	0	1	-1	-16.67%	7	17	0		4	R	T,M,SC	24+		
11662	BURGAW	06/02/1964	Active	13	0	0	0	0.00%	13		10	1	None		P,S,T,M,VP SC	8		
78497	CALABASH	03/15/2004	P- Active	0	0	0	0	0.00%	22		7		None		P,S,T,M,VP SC	24+	\$500.00	
Exc Award (06/30/2019)																		
11560	CLARKTON	08/17/1950	Active	14	2	0	2	16.67%	15		2			IP	M,SC	24+		
11561	CLINTON	11/08/1935	Active	17	0	0	0	0.00%	18		8				S,T,M,VP,SC	24+		
11562	COATS	02/18/1971	Active	18	2	0	2	12.50%	16		4		None		P,T,M,VP,SC	N/R		
11565	DUNN	08/16/1933	Active	5	0	0	0	0.00%	7		10	1	None		P,S,T,M,VP SC	24+		
11566	DUNN MARY STEWART COMMUNITY	06/10/1971	Active	10	0	0	0	0.00%	11		7			N	SC	24+		
11568	ERWIN	06/01/1948	Active	15	0	6	-6	-28.57%	20	11	4				P,M,VP,SC	N/R	\$1,000.00	
11665	FAISON	05/30/1939	Cancelled(8*)	0	0	7	-7	-100.00%	7	27	1		None		P,S,T,M,VP SC	24+	90+ Days	
11666	FARMVILLE	11/30/1955	Active	8	0	1	-1	-11.11%	9	17	1		3	R	S,VP,SC	8		
124506	Fayetteville Community	03/30/2015	Active(1)	9	0	2	-2	-18.18%	11	7	0				M,VP,SC	12		
Exc Award (06/30/2016)																		
11573	FAYETTEVILLE MASSEY HILL	10/02/1958	Active	50	5	4	1	2.04%	48	16	0			N	M,SC	0	90+ Days	
11574	GODWIN	12/11/1951	Active	25	8	1	7	38.89%	18	40	1			N	SC	0	\$825.00	



# Club Health Assessment for District 31 N through January 2025

			Status	Membership							Reports					Finance		LCIF
Club Number	Club Name	Charter Date		Current Member Count	YTD Members Added	YTD Members Dropped	YTD Net Growth	YTD Net Growth%	Member Count 12 Months Ago	Avg. length of service for dropped members	Months Since Last MMR ***	Yrs. Since Last Officer Report	President Rotation	Vice President Reported ****	Months Since Last Activity Report ***	Account Balance	Donations for current Fiscal Year	
			Number of times on status quo within last two years	If below 15 members appears				If net loss is greater than 20% appears			If no report in 3 months appears in	When more than one year appears in	Number of repeat terms		Notes the officers that do not have an active	If no report at 12 months appears in red		
11669	GOLDSBORO DOWNTOWN	03/23/1966	Active	32	1	0	1	3.23%	31		6			N	SC	4		
11667	GOLDSBORO HOST	02/23/1939	Active	9	0	0	0	0.00%	9		7		None		P,S,T,M,VP SC	23		
11671	GREENVILLE HOST	02/13/1939	Active	9	0	0	0	0.00%	10		8		5	R	VP,SC	1		\$100.00
11673	GRIFTON	02/18/1952	Active	13	1	2	-1	-7.14%	14	1	4			N	M	6		
37675	HAMPSTEAD	11/26/1979	Active	8	0	4	-4	-33.33%	12	10	0			N	M,SC	24+		
11674	HANOVER	09/29/1964	Active(1)	5	0	0	0	0.00%	6		0		6	N	T,M,VP,SC	24+		
11676	JACKSONVILLE HOST	03/08/1945	Active	25	3	0	3	13.64%	20		3			N	M,SC	8		
11678	JACKSONVILLE NEW RIVER	01/13/1966	Active	6	0	0	0	0.00%	7		13		5		M,VP,SC	13		
125246	Jones County	06/22/2015	Active(1)	5	0	2	-2	-28.57%	7	16	0		7	R	M,VP,SC	2		\$200.00
11679	KENANSVILLE	03/14/1945	Active	14	0	0	0	0.00%	14		7			N	S,M,SC	24+		
11681	KINSTON	02/10/1939	Active	35	6	2	4	12.90%	36	14	2		2	N		3		\$150.00
Exc Award (06/30/2018)																		
11578	LAKE WACCAMAW	01/06/1947	Active	12	1	0	1	9.09%	12		2		2	R	M,VP,SC	24+		\$100.00
11581	LILLINGTON	04/14/1971	Active	11	0	0	0	0.00%	11		1			N	SC	24+		
11582	LUMBERTON	01/10/1945	Active	18	2	6	-4	-18.18%	22	3	0		3	N	SC	1		
Exc Award (06/30/2018, 06/30/2024)																		
11687	MOUNT OLIVE	03/29/1971	Active	11	0	2	-2	-15.38%	12	31	3		9	R	M,VP,SC	N/R		
11688	NEW BERN	03/27/1945	Active	19	1	0	1	5.56%	17		3		2	R	M,SC	1		
Exc Award (06/30/2018)																		
50797	NEW BERN TWIN RIVERS	06/29/1990	Active	10	0	2	-2	-16.67%	13	8	1			R	SC	5		
11689	OAK ISLAND L C	05/30/1973	Active	9	0	0	0	0.00%	8		7		13		P,M,VP,SC	3		
11585	PEMBROKE	12/08/1961	Active	28	0	0	0	0.00%	28		12		None		P,S,T,M,VP SC	24+		
11690	PIKEVILLE	03/26/1946	Cancelled(8*)	0	12	12	0	0.00%	13	18	0		None		P,S,T,M,VP SC	24+	90+ Days	
11691	PINE LEVEL	01/16/1950	Active	18	1	4	-3	-14.29%	21	19	3			R	T,M,SC	24+		\$1,000.00
Exc Award (06/30/2016, 06/30/2017)																		
11692	PRINCETON	03/23/1942	Active	13	0	0	0	0.00%	13		7		2		P,T,M,VP,SC	24+		



## Club Health Assessment for District 31 N through January 2025

			Status	Membership							Reports					Finance	LCIF
Club Number	Club Name	Charter Date		Current Member Count	YTD Members Added	YTD Members Dropped	YTD Net Growth	YTD Net Growth%	Member Count 12 Months Ago	Avg. length of service for dropped members	Months Since Last MMR ***	Yrs. Since Last Officer Report	President Rotation	Vice President Reported ****	Months Since Last Activity Report ***	Account Balance	Donations for current Fiscal Year
			Number of times on status quo within last two years	If below 15 members appears				If net loss is greater than 20% appears			If no report in 3 months appears in	When more than one year appears in	Number of repeat terms		Notes the officers that do not have an active	If no report at 12 months appears in red	
11594	ROWLAND	06/02/1939	Cancelled(8*)	0	0	6	-6	-100.00%	6	15	1		None		P,S,T,M,VP SC	24+	90+ Days
11595	SAINT PAULS	04/16/1951	Active	8	0	0	0	0.00%	9		6		2	R	P,T,M,VP,SC	2	
11695	SELMA	05/18/1945	Active	17	0	0	0	0.00%	18		1			N	M,SC	24+	
11696	SHALLOTTE	01/10/1947	Active	24	1	1	0	0.00%	22	46	2		3	N	M,SC	1	\$1,100.00
11697	SMITHFIELD	06/16/1950	Active	15	0	0	0	0.00%	17		5		2	R	SC	7	
11670	SNOW HILL	09/14/1971	Active	7	0	0	0	0.00%	7		10	1	None		P,S,T,M,VP SC	24+	90+ Days
118955	SOUTHEASTERN NORTH CAROLINA EYECARE	03/19/2013	Active	6	2	2	0	0.00%	6	9	5		None		P,S,T,M,VP SC	N/R	90+ Days
11699	SOUTHPORT	04/10/1945	Active(1)	49	0	0	0	0.00%	49		0			N	SC	24+	
60843	WESTERN HARNETT	06/04/1998	Active	88	3	4	-1	-1.12%	84	3	3		2	R	SC	2	\$1,000.00
	Exc Award (06/30/2023)																
11705	WILMINGTON	05/15/1922	Active	38	2	3	-1	-2.56%	37	36	0			N	SC	0	\$2,650.00
	Exc Award (06/30/2017, 06/30/2018, 06/30/2020)																

Clubs Cancelled Previous Fiscal Year – Clubs Cancelled within last 12 months may be reinstated

Club Number	Club Name	Charter Date	Current Status*	Cancellation Date
102548	MAXTON	06/20/2008	Cancelled(8*)	06/29/2024

Current Total Clubs Count	YTD New Clubs Count	YTD Cancelled Clubs Count	YTD Net Club Gain	Current Total Members Count	YTD Add	YTD Drop	YTD Net Growth	YTD Net Growth %	Member Count 12 Months Ago	Average Member Count Per Club	% of Clubs with less than 20 members	% No MMR in 3 Months	% No Officer Report in 12 Months	% of Clubs with balance 90+ days	Number of Clubs in Status Quo	% Status Quo Clubs in Financial Suspension	Number of Cancelled Clubs	Average Cancelled Club Age	Members Lost Due to Cancellation	% of Clubs Cancelled for Non-Financial Reasons
50	0	3	-3	949	76	83	-7	-0.73%	963	19	72%	54%	6%	6%	0	0%	3	89	25	-33%

\* - P - Priority Club. Cancellation Reasons: 1-Objectives/conduct, 2-Non-active club, 5-Non-existing club, 6-Disbanding, 7-Merger, 8-Financial Suspension, 9-District/Multiple District Dues.

\*\* - Abbreviation: P-President, S-Secretary, T-Treasurer, M-Member Chairperson, VP-First Vice President, MC-Communications Chairperson, SC-Service Chairperson

\*\*\* - Abbreviation: N/R - Never reported using the Lions Clubs website, N/A - Not applicable, No password registered for the Lions Clubs website.

\*\*\*\* - Abbreviation: N - New, IP - Immediate Past, R - Repeat.



# Club Health Assessment for District 31 S through January 2025

			Status	Membership							Reports					Finance		LCIF		
Club Number	Club Name	Charter Date		Current Member Count	YTD Members Added	YTD Members Dropped	YTD Net Growth	YTD Net Growth%	Member Count 12 Months Ago	Avg. length of service for dropped members	Months Since Last MMR ***	Yrs. Since Last Officer Report	President Rotation	Vice President Reported ****	Months Since Last Activity Report ***	Account Balance	Donations for current Fiscal Year			
			Number of times on status quo within last two years	If below 15 members appears					If net loss is greater than 20% appears					If no report in 3 months appears in	When more than one year appears in	Number of repeat terms	Notes the officers that do not have an active	If no report at 12 months appears in red		
Clubs less than two years old																				
154939	East Wake Cyber	06/30/2023	Active	27	2	0	2	8.00%	24		0				VP,SC	0		\$50.00		
Exc Award (06/30/2024)																				
Clubs more than two years old																				
11608	APEX	10/07/1937	Active	38	4	1	3	8.57%	38	53	0			N		1				
Exc Award (06/30/2017, 06/30/2022)																				
146343	Bunn CERT	05/28/2021	Cancelled(8*)	0	0	19	-19	-100.00%	19	4	22	1	None		P,S,T,M,VP SC	N/A	90+ Days			
11614	CARY	09/04/1956	Active	13	1	1	0	0.00%	14	11	5				M,VP,SC	7				
11717	COLUMBIA	08/25/1969	Active	10	0	0	0	0.00%	10		5		6		M,VP,SC	20				
11719	EDENTON	01/21/1937	Active	34	0	1	-1	-2.86%	39	2	0			N	SC	24+		\$2,800.00		
31798	ELIZABETH CITY RIVER CITY	03/03/1976	Active	12	0	0	0	0.00%	9		8	1	None		P,S,T,M,VP SC	24+				
31745	FIRST FLIGHT	02/20/1976	Active	21	6	5	1	5.00%	20	1	3		3	N	SC	24+				
Exc Award (06/30/2018)																				
11624	FRANKLINTON	07/22/1938	Active	11	0	0	0	0.00%	11		10		None		P,S,T,M,VP SC	24+				
11625	FUQUAY VARINA	01/24/1941	Active	28	1	4	-3	-9.68%	32	16	0			N	M,SC	4				
11626	GARNER	03/03/1944	Active	24	3	0	3	14.29%	21		4			N	P,SC	12				
31546	GATES COUNTY	01/12/1976	Active	12	0	1	-1	-7.69%	12	4	1		4	N		3				
Exc Award (06/30/2024)																				
11629	HENDERSON	09/16/1929	Active(1)	4	0	3	-3	-42.86%	7	13	1				M,VP,SC	0				
11724	HERTFORD	04/04/1939	Active	9	0	0	0	0.00%	9		42	3	None		P,S,T,M,VP SC	N/R				
11725	JACKSON	04/17/1945	Active	9	0	0	0	0.00%	8		7		None		P,S,T,M,VP SC	9				
11631	KNIGHTDALE	05/02/1961	Active(1)	6	0	0	0	0.00%	6		14	3	None		P,S,T,M,VP SC	N/R				
41974	LAKE GASTON	11/22/1982	Active	72	2	8	-6	-7.69%	75	13	0			N	SC	3		\$50.00		
Exc Award (06/30/2016, 06/30/2023, 06/30/2024)																				
11632	LITTLETON	12/10/1936	Active	25	0	1	-1	-3.85%	27	2	0			IP	M,SC	6				
11633	LOUISBURG	01/16/1942	Active	9	0	4	-4	-30.77%	12	7	2			N	M,SC	1				



# Club Health Assessment for District 31 S through January 2025

			Status	Membership							Reports					Finance		LCIF
Club Number	Club Name	Charter Date		Current Member Count	YTD Members Added	YTD Members Dropped	YTD Net Growth	YTD Net Growth%	Member Count 12 Months Ago	Avg. length of service for dropped members	Months Since Last MMR ***	Yrs. Since Last Officer Report	President Rotation	Vice President Reported ****	Months Since Last Activity Report ***	Account Balance	Donations for current Fiscal Year	
			Number of times on status quo within last two years	If below 15 members appears				If net loss is greater than 20% appears			If no report in 3 months appears in	When more than one year appears in	Number of repeat terms	Notes the officers that do not have an active	If no report at 12 months appears in red			
82964	LOWER CURRITUCK	06/30/2004	Active(1)	6	0	0	0	0.00%	6		19	1	None	P,S,T,M,VP SC	24+	90+ Days	\$1,000.00	
117333	LUCAMA	06/29/2012	Cancelled(8*)	0	0	8	-8	-100.00%	8	12	6		None	P,S,T,M,VP SC	24+			
11727	MANTEO	01/30/1950	Active	13	0	1	-1	-7.14%	15	2	0		3	M,VP,SC	15			
40510	NAGS HEAD	11/17/1981	Active	1	0	0	0	0.00%	1		6		6	M,VP,SC	23			
11730	NASHVILLE	11/17/1938	Active	13	0	5	-5	-27.78%	18	11	1			IP	T,M,SC			24+
11639	PILOT L C	03/26/1973	Active	28	0	0	0	0.00%	27		10		3	N	M,VP,SC			0
11642	RALEIGH DOWNTOWN	08/21/1972	Active	21	2	2	0	0.00%	20	5	0		2	R	M,SC			N/R
11643	RALEIGH HOST	05/12/1922	Active	45	3	3	0	0.00%	45	17	0			N	SC			1
11635	RALEIGH NORTH RALEIGH	06/26/1953	Active	23	1	2	-1	-4.17%	32	8	1			R				0
Exc Award (06/30/2017, 06/30/2019, 06/30/20																		
46636	RALEIGH SOUTHEAST	11/13/1986	Active(2)	14	0	0	0	0.00%	14		1		7		S,T,M,VP,SC	24+	\$200.00	
66303	ROCKY HOCK	06/25/2002	Active	18	1	0	1	5.88%	18		5			N	M	1		
11736	ROCKY MOUNT EVENING	03/24/1939	Active	7	0	0	0	0.00%	7		9		7	R		1		
11738	SARATOGA	09/09/1949	Active(1)	6	0	0	0	0.00%	0		7		3		P,M,VP,SC	N/R		
11739	SCOTLAND NECK	04/27/1945	Active(3)	3	0	3	-3	-50.00%	6	1	5				T,M,VP,SC	24+		
11740	SEABOARD	10/24/1938	Active	35	2	2	0	0.00%	34	3	3			R	SC	0		
11743	TARBORO	11/26/1941	Active	10	0	0	0	0.00%	8		9		3	R	P,T,M,VP,SC	1		
103392	WAKE FOREST	09/03/2008	Active	19	0	2	-2	-9.52%	19	2	0		2	R	SC	0		
Exc Award (06/30/2022, 06/30/2024)																		
38043	WANCHESE	02/12/1980	Active(1)	9	0	2	-2	-18.18%	11	16	0		2		P,T,M,VP,SC	24+		\$830.00
11653	WARRENTON	01/27/1936	Active	20	0	1	-1	-4.76%	21	8	0		4	R	M,SC	10		
11745	WEEKSVILLE	03/19/1951	Active	42	0	1	-1	-2.33%	43	49	4			N	M,SC	1		
11654	WENDELL	02/09/1950	Active	28	2	5	-3	-9.68%	31	15	0			N	M,SC	1		
Exc Award (06/30/2024)																		
11747	WHITAKERS	08/05/1947	Active	10	0	1	-1	-9.09%	11	33	5			R		24+	\$500.00	
33666	WHITE LEVEL L C	04/21/1977	Active	3	0	1	-1	-25.00%	5	47	5		None		P,S,T,M,VP SC	24+		



## Club Health Assessment for District 31 S through January 2025

			Status	Membership							Reports				Finance	LCIF	
Club Number	Club Name	Charter Date		Current Member Count	YTD Members Added	YTD Members Dropped	YTD Net Growth	YTD Net Growth%	Member Count 12 Months Ago	Avg. length of service for members	Months Since Last MMR ***	Yrs. Since Last Officer Report	President Rotation	Vice President Reported ****	Months Since Last Activity Report ***	Account Balance	Donations for current Fiscal Year
			Number of times on status quo within last two years	If below 15 members appears				If net loss is greater than 20% appears			If no report in 3 months appears in	When more than one year appears in	Number of repeat terms	Notes the officers that do not have an active	If no report at 12 months appears in red		
11748	WILLIAMSTON	03/11/1937	Active(1)	16	0	0	0	0.00%	14		11	1	None	P,S,T,M,VP SC	24+		
11749	WILSON	09/22/1922	Active	28	1	2	-1	-3.45%	29	7	2			N	M,SC	4	
	Exc Award (06/30/2024)																
11750	WILSON LUNCHEON	02/16/1972	Active	13	0	0	0	0.00%	16		5	1	None	P,S,T,M,VP SC	21		
11656	ZEBULON	10/31/1949	Active	25	0	1	-1	-3.85%	24	2	2		None	P,T,M,VP,SC	0		\$2,000.00
	Exc Award (06/30/2017, 06/30/2024)																

Clubs Cancelled Previous Fiscal Year – Clubs Cancelled within last 12 months may be reinstated

Club Number	Club Name	Charter Date	Current Status*	Cancellation Date
38962	CURRITUCK	10/20/1980	Cancelled(8*)	06/29/2024

Current Total Clubs Count	YTD New Clubs Count	YTD Cancelled Clubs Count	YTD Net Club Gain	Current Total Members Count	YTD Add	YTD Drop	YTD Net Growth	YTD Net Growth %	Member Count 12 Months Ago	Average Member Count Per Club	% of Clubs with less than 20 members	% No MMR in 3 Months	% No Officer Report in 12 Months	% of Clubs with balance 90+ days	Number of Clubs in Status Quo	% Status Quo Clubs in Financial Suspension	Number of Cancelled Clubs	Average Cancelled Club Age	Members Lost Due to Cancellation	% of Clubs Cancelled for Non-Financial Reasons
44	0	2	-2	820	31	90	-59	-6.71%	876	19	59%	52%	14%	0%	0	0%	2	30	27	-50%

\* - P - Priority Club. Cancellation Reasons: 1-Objectives/conduct, 2-Non-active club, 5-Non-existing club, 6-Disbanding, 7-Merger, 8-Financial Suspension, 9-District/Multiple District Dues.

\*\* - Abbreviation: P-President, S-Secretary, T-Treasurer, M-Member Chairperson, VP-First Vice President, MC-Communications Chairperson, SC-Service Chairperson

\*\*\* - Abbreviation: N/R - Never reported using the Lions Clubs website, N/A - Not applicable, No password registered for the Lions Clubs website.

\*\*\*\* - Abbreviation: N - New, IP - Immediate Past, R - Repeat.



# Club Health Assessment for District 32 C through January 2025

			Status	Membership							Reports					Finance		LCIF
Club Number	Club Name	Charter Date		Current Member Count	YTD Members Added	YTD Members Dropped	YTD Net Growth	YTD Net Growth%	Member Count 12 Months Ago	Avg. length of service for dropped members	Months Since Last MMR ***	Yrs. Since Last Officer Report	President Rotation	Vice President Reported ****	Months Since Last Activity Report ***	Account Balance	Donations for current Fiscal Year	
			Number of times on status quo within last two years	If below 15 members appears					If net loss is greater than 20% appears			If no report in 3 months appears in	When more than one year appears in	Number of repeat terms	Notes the officers that do not have an active	If no report at 12 months appears in red		
Clubs less than two years old																		
157755	Indian Land	04/08/2024	Active	22	4	4	0	0.00%	0	1	0				VP	0		\$60.00
156877	Murrells Inlet Burgess Community	12/20/2023	Active	27	7	8	-1	-3.57%	28	2	0		2		M,VP	0		\$350.00
Clubs more than two years old																		
11811	AIKEN	06/24/1935	Active	28	1	4	-3	-9.68%	27	2	1			N		1		\$2,000.00
Exc Award (06/30/2017, 06/30/2018, 06/30/20																		
56808	AIKEN MID-DAY	04/03/1995	Active	17	0	0	0	0.00%	18		4				M,VP,SC	7		\$500.00
Exc Award (06/30/2021, 06/30/2022)																		
11813	ANDREWS	03/15/1945	Active	0	0	10	-10	-100.00%	10	22	1	1	None		P,S,T,M,VP SC	24+		
11873	AYNOR	01/23/1946	Active	30	1	2	-1	-3.23%	31	13	0				VP,SC	2		\$100.00
Exc Award (06/30/2023)																		
11815	BARNWELL	04/18/1946	Active	8	0	0	0	0.00%	8		41	1	None		P,S,T,M,VP SC	24+		
11817	BEAUFORT	03/22/1946	Active	26	2	3	-1	-3.70%	25	2	1			N	SC	0		\$1,634.00
Exc Award (06/30/2020, 06/30/2022, 06/30/20																		
11875	BETHUNE	10/06/1952	Active	18	1	3	-2	-10.00%	20	13	3			R	M,SC	24+		\$100.00
Exc Award (06/30/2016)																		
153227	Bluffton SC	12/22/2022	Active	20	0	4	-4	-16.67%	28	2	1			N	M,SC	2		\$190.00
Exc Award (06/30/2023)																		
11823	BRUNSON	11/20/1951	Active	13	0	1	-1	-7.14%	14	19	4		2	R	SC	24+		\$550.00
11877	CAMDEN	09/04/1945	Active	21	1	1	0	0.00%	21	3	0		3	R	SC	4		
Exc Award (06/30/2021, 06/30/2022)																		
11880	CHERAW	09/20/1945	Active	7	0	2	-2	-22.22%	9	11	0		7		M,VP,SC	24+		
59710	CHESTERFIELD	06/24/1997	Active	19	2	1	1	5.56%	17	12	0			R	M,VP,SC	8		
11886	CONWAY	03/27/1939	Active	18	3	6	-3	-14.29%	20	16	0				M,VP,SC	1		\$5.00
Exc Award (06/30/2024)																		
11887	DARLINGTON	03/20/1945	Active	18	5	1	4	28.57%	12	21	4		2		P,VP	0		\$50.00
Exc Award (06/30/2021)																		





# Club Health Assessment for District 32 C through January 2025

			Status	Membership							Reports					Finance		LCIF
Club Number	Club Name	Charter Date		Current Member Count	YTD Members Added	YTD Members Dropped	YTD Net Growth	YTD Net Growth%	Member Count 12 Months Ago	Avg. length of service for dropped members	Months Since Last MMR ***	Yrs. Since Last Officer Report	President Rotation	Vice President Reported ****	Months Since Last Activity Report ***	Account Balance	Donations for current Fiscal Year	
			Number of times on status quo within last two years	If below 15 members appears				If net loss is greater than 20% appears			If no report in 3 months appears in	When more than one year appears in	Number of repeat terms	Notes the officers that do not have an active	If no report at 12 months appears in red			
11826	DENMARK	11/21/1935	Active	9	0	0	0	0.00%	9		4		11	M,VP,SC	N/R	90+ Days		
11889	DILLON	07/24/1936	Active	52	1	0	1	1.96%	50		5			N	M,SC			3
Exc Award (06/30/2021)																		
11829	EDISTO ISLAND	06/12/1951	Active	92	13	10	3	3.37%	86	8	0			N	M,SC			4
11830	EHRHARDT	10/23/1951	Active	4	0	0	0	0.00%	4		3		12	M,VP,SC	24+			
11831	ELLOREE	02/08/1938	Active	7	0	0	0	0.00%	7		20	1	None	P,S,T,M,VP SC	24+			
11832	ESTILL	05/14/1946	Active	9	0	0	0	0.00%	9		11	1	None	P,S,T,M,VP SC	24+			
11833	FAIRFAX	07/20/1937	Active	7	0	0	0	0.00%	9		10		6	R	SC			11
11892	FLORENCE	12/10/1923	Active	40	3	3	0	0.00%	42	24	1		2	R	M,SC			0
11893	FLORENCE EVENING	03/01/1967	Active	13	0	0	0	0.00%	13		4			N	M,SC			1
Exc Award (06/30/2018, 06/30/2021, 06/30/2020)																	\$200.00	
11834	GEORGETOWN	01/07/1946	Active	38	1	3	-2	-5.00%	41	20	0			R	SC	0		
Exc Award (06/30/2019, 06/30/2020, 06/30/2020)																		
11835	GOOSE CREEK	11/14/1968	Active	24	3	1	2	9.09%	22	0	1		2	R		0		
Exc Award (06/30/2018, 06/30/2020)																		
108676	GREATER LAKE CITY	06/17/2010	Active	11	0	5	-5	-31.25%	16	3	0			N	M,SC	1		
11897	HARTSVILLE	02/05/1945	Active	35	3	12	-9	-20.45%	44	13	3			R	SC	0		
Exc Award (06/30/2016, 06/30/2018, 06/30/2020)																		
48923	HILTON HEAD ISLAND NOON	10/03/1988	Active	20	1	1	0	0.00%	24	9	3			N	M,SC	0	\$500.00	
Exc Award (06/30/2018, 06/30/2021, 06/30/2020)																		
11841	JACKSON	11/07/1951	Active	10	0	0	0	0.00%	8		9		20	VP,SC	24+			
11899	JOHNSONVILLE	08/16/1951	Active	17	0	0	0	0.00%	17		4		4	R	M,SC	24+		
11900	KERSHAW	09/23/1940	Active	13	0	0	0	0.00%	14		4		8	R	M,SC	17		
11844	KINGSTREE	02/20/1946	Active	49	6	4	2	4.26%	45	13	0			N	M,SC	0	\$50.00	
Exc Award (06/30/2017, 06/30/2021, 06/30/2020)																		
11903	LANCASTER	03/30/1933	Active	10	0	2	-2	-16.67%	29	20	8			N	M,SC	2		
Exc Award (06/30/2023)																		



# Club Health Assessment for District 32 C through January 2025

			Status	Membership							Reports					Finance		LCIF
Club Number	Club Name	Charter Date		Current Member Count	YTD Members Added	YTD Members Dropped	YTD Net Growth	YTD Net Growth%	Member Count 12 Months Ago	Avg. length of service for dropped members	Months Since Last MMR ***	Yrs. Since Last Officer Report	President Rotation	Vice President Reported ****	Months Since Last Activity Report ***	Account Balance	Donations for current Fiscal Year	
			Number of times on status quo within last two years	If below 15 members appears				If net loss is greater than 20% appears			If no report in 3 months appears in	When more than one year appears in	Number of repeat terms	Notes the officers that do not have an active	If no report at 12 months appears in red			
122553	Lee County	06/19/2014	Active	35	0	2	-2	-5.41%	37	7	2		2	R	M,SC	2		
	Exc Award (06/30/2016, 06/30/2017)																	
46637	LITTLE RIVER	11/26/1986	Active	30	5	1	4	15.38%	31	14	1			IP		1		\$2,020.00
	Exc Award (06/30/2016, 06/30/2020, 06/30/2021)																	
11847	MANNING	08/29/1940	Active	28	3	1	2	7.69%	30	3	2		2	N	M	0		
	Exc Award (06/30/2017, 06/30/2020, 06/30/2021)																	
11907	MARION	04/22/1932	Active	4	0	0	0	0.00%	4		2		13		T,M,VP,SC	24+		
28105	MC BEE	03/06/1974	Active	18	0	0	0	0.00%	18		0			N	M,SC	16		
11845	MIDLAND VALLEY	07/10/1941	Active	30	0	0	0	0.00%	30		4			IP	M	12		
	Exc Award (06/30/2018, 06/30/2021, 06/30/2022)																	
11848	MONCKS CORNER	01/18/1945	Active	79	2	1	1	1.28%	77	54	0			N		0		
	Exc Award (06/30/2018, 06/30/2023, 06/30/2024)																	
11908	MULLINS	12/21/1945	Active	17	0	2	-2	-10.53%	17	26	3		5		M,VP,SC	10		
	Exc Award (06/30/2017, 06/30/2024)																	
11909	MYRTLE BEACH	07/19/1952	Active	40	9	7	2	5.26%	41	14	0		2	N		0		\$1,600.00
	Exc Award (06/30/2017, 06/30/2021, 06/30/2022)																	
11850	NORTH AUGUSTA	12/11/1935	Active	17	0	0	0	0.00%	18		4				M,VP,SC	1		\$750.00
	Exc Award (06/30/2024)																	
11911	NORTH MYRTLE BEACH	03/31/1949	Active	24	2	1	1	4.35%	20	7	0			R	SC	0		
	Exc Award (06/30/2022, 06/30/2023, 06/30/2024)																	
11912	OLANTA	04/21/1958	Active	10	0	0	0	0.00%	10		9		4	R	VP,SC	1		
11852	ORANGEBURG	06/07/1922	Active	41	0	2	-2	-4.65%	34	18	3			N	SC	0		
	Exc Award (06/30/2024)																	
11913	PAGELAND	02/25/1952	Active	18	0	0	0	0.00%	18		0		11	R	M,VP	0		\$100.00
	Exc Award (06/30/2020, 06/30/2021)																	
43475	PAWLEYS ISLAND WACCAMAW NECK	02/23/1984	Active	33	2	3	-1	-2.94%	34	14	5		3	N	M,SC	10		
	Exc Award (06/30/2018, 06/30/2021, 06/30/2022)																	
11918	SOCIETY HILL	06/19/1951	Active	11	0	2	-2	-15.38%	13	7	3		3		M,VP,SC	0		\$50.00



# Club Health Assessment for District 32 C through January 2025

			Status	Membership							Reports					Finance		LCIF
Club Number	Club Name	Charter Date		Current Member Count	YTD Members Added	YTD Members Dropped	YTD Net Growth	YTD Net Growth%	Member Count 12 Months Ago	Avg. length of service for dropped members	Months Since Last MMR ***	Yrs. Since Last Officer Report	President Rotation	Vice President Reported ****	Months Since Last Activity Report ***	Account Balance	Donations for current Fiscal Year	
			Number of times on status quo within last two years	If below 15 members appears				If net loss is greater than 20% appears			If no report in 3 months appears in	When more than one year appears in	Number of repeat terms	Notes the officers that do not have an active	If no report at 12 months appears in red			
Exc Award (06/30/2019)			Active(1)	9	0	5	-5	-35.71%	14	3	1		8	M,VP,SC	2			
11856	ST GEORGE	03/29/1946																
Exc Award (06/30/2022)			Active	12	1	1	0	0.00%	12	28	4		R	M,SC	4			
11862	SUMMERTON	01/31/1945																
11864	SUMMERVILLE NOON	04/02/1968	Active	35	5	2	3	9.38%	23	5	1		2	R	0		\$7,943.18	
Exc Award (06/30/2018, 06/30/2020, 06/30/2021)			Active	12	1	0	1	9.09%	12		5		N	M,SC	10		\$1,000.00	
11865	SUMTER	04/06/1939																
58992	SUN CITY OKATIE	01/15/1997	Active	62	3	2	1	1.64%	72	12	0		2	R	0			
43618	SURFSIDE BEACH SOUTH STRAND	03/19/1984	Active	21	2	3	-1	-4.55%	20	10	0			N	M	5	\$1,000.00	
Exc Award (06/30/2017, 06/30/2021)			Active	11	0	1	-1	-8.33%	13	8	7		IP	M,SC	9			
11871	WALTERBORO	11/16/1935																

Clubs Cancelled Previous Fiscal Year – Clubs Cancelled within last 12 months may be reinstated

Club Number	Club Name	Charter Date	Current Status*	Cancellation Date
11814	BAMBERG	09/06/1935	Cancelled(6*)	10/29/2023
11824	CHARLESTON	12/14/1923	Cancelled(6*)	12/29/2023
11851	NORTH CHARLESTON	01/15/1946	Cancelled(8*)	12/29/2023
105900	SUMMERVILLE EVENING	06/19/2009	Cancelled(6*)	06/29/2024

Current Total Clubs Count	YTD New Clubs Count	YTD Cancelled Clubs Count	YTD Net Club Gain	Current Total Members Count	YTD Add	YTD Drop	YTD Net Growth	YTD Net Growth %	Member Count 12 Months Ago	Average Member Count Per Club	% of Clubs with less than 20 members	% No MMR in 3 Months	% No Officer Report in 12 Months	% of Clubs with balance 90+ days	Number of Clubs in Status Quo	% Status Quo Clubs in Financial Suspension	Number of Cancelled Clubs	Average Cancelled Club Age	Members Lost Due to Cancellation	% of Clubs Cancelled for Non-Financial Reasons
58	0	0	0	1,349	93	127	-34	-2.46%	1,375	23	53%	48%	7%	2%	0	0%	0	0	0	0%

\* - P - Priority Club. Cancellation Reasons: 1-Objectives/conduct, 2-Non-active club, 5-Non-existing club, 6-Disbanding, 7-Merger, 8-Financial Suspension, 9-District/Multiple District Dues.

\*\* - Abbreviation: P-President, S-Secretary, T-Treasurer, M-Member Chairperson, VP-First Vice President, MC-Communications Chairperson, SC-Service Chairperson

\*\*\* - Abbreviation: N/R - Never reported using the Lions Clubs website, N/A - Not applicable, No password registered for the Lions Clubs website.

\*\*\*\* - Abbreviation: N - New, IP - Immediate Past, R - Repeat.



# Club Health Assessment for District 32 S through January 2025

			Status	Membership							Reports					Finance		LCIF
Club Number	Club Name	Charter Date		Current Member Count	YTD Members Added	YTD Members Dropped	YTD Net Growth	YTD Net Growth%	Member Count 12 Months Ago	Avg. length of service for dropped members	Months Since Last MMR ***	Yrs. Since Last Officer Report	President Rotation	Vice President Reported ****	Months Since Last Activity Report ***	Account Balance	Donations for current Fiscal Year	
			Number of times on status quo within last two years	If below 15 members appears					If net loss is greater than 20% appears			If no report in 3 months appears in	When more than one year appears in	Number of repeat terms	Notes the officers that do not have an active	If no report at 12 months appears in red		
Clubs more than two years old																		
11753	ABBEVILLE	09/19/1935	Active	24	1	0	1	4.35%	23		2			N	M	0		\$475.00
Exc Award (06/30/2016, 06/30/2018)																		
11754	ANDERSON	06/23/1922	Active	23	3	0	3	15.00%	22		2			N	M,SC	11		
Exc Award (06/30/2022)																		
11816	BATESBURG LEESVILLE	05/10/1927	Active	4	0	0	0	0.00%	4		7		8		M,VP,SC	24+		
11757	BELTON	07/11/1935	Active	28	0	2	-2	-6.67%	29	3	3			N		0		
Exc Award (06/30/2022, 06/30/2023, 06/30/2024)																		
11758	BEREA	12/15/1952	Active(1)	27	3	4	-1	-3.57%	22	12	1			R		0		\$350.00
Exc Award (06/30/2023, 06/30/2024)																		
128137	Blue Ridge	06/30/2016	Active	29	0	1	-1	-3.33%	28	4	0				M,VP	2		\$325.00
Exc Award (06/30/2018, 06/30/2019, 06/30/2020)																		
150816	Blue Ridge History	05/17/2022	Cancelled(8*)	0	0	24	-24	-100.00%	23	3	1	1	None		P,S,T,M,VP SC SC	11	90+ Days	
11759	BOILING SPRINGS L C	09/22/1972	Active	26	2	1	1	4.00%	23	20	0			N		0		\$2,000.00
Exc Award (06/30/2020, 06/30/2021, 06/30/2022)																		
11879	CAYCE WEST COLUMBIA	07/22/1952	Active	21	0	1	-1	-4.55%	25	54	0		2		VP,SC	7		
136948	Cherokee County United	12/19/2018	Active	23	6	3	3	15.00%	20	1	0		4		VP	2		
Exc Award (06/30/2019, 06/30/2022, 06/30/2023)																		
11881	CHESTER	05/09/1934	Active	9	0	0	0	0.00%	9		16	1	None		P,S,T,M,VP SC	1		
11763	CLEMSON	11/02/1950	Active(1)	16	0	0	0	0.00%	16		18		5		M,VP,SC	23		
11883	COLUMBIA	04/11/1922	Cancelled(8*)	0	0	14	-14	-100.00%	14	16	1		None		P,S,T,M,VP SC	21	90+ Days	
Exc Award (06/30/2021)																		
128869	Columbia Northwest	09/09/2016	Active	20	1	0	1	5.26%	19		3		5	N	M	0		
Exc Award (06/30/2017, 06/30/2023)																		
35170	DACUSVILLE	03/31/1978	Active	10	0	0	0	0.00%	10		12				P,S,M,VP,SC	12		
Exc Award (06/30/2023)																		
59636	DUE WEST	06/09/1997	Active	61	0	1	-1	-1.61%	60	27	0			N	SC	11		
Exc Award (06/30/2018, 06/30/2019, 06/30/2020)																		



## Club Health Assessment for District 32 S through January 2025

			Status	Membership							Reports					Finance	LCIF	
Club Number	Club Name	Charter Date		Current Member Count	YTD Members Added	YTD Members Dropped	YTD Net Growth	YTD Net Growth%	Member Count 12 Months Ago	Avg. length of service for dropped members	Months Since Last MMR ***	Yrs. Since Last Officer Report	President Rotation	Vice President Reported ****	Months Since Last Activity Report ***	Account Balance	Donations for current Fiscal Year	
			Number of times on status quo within last two years	If below 15 members appears				If net loss is greater than 20% appears			If no report in 3 months appears in	When more than one year appears in	Number of repeat terms		Notes the officers that do not have an active	If no report at 12 months appears in red		
11766	EASLEY	03/15/1939	Active	28	0	2	-2	-6.67%	33	3	3				T,M,VP,SC	3	90+ Days	\$1,500.00
Exc Award (06/30/2018, 06/30/2022, 06/30/2024)																		
11895	GAFFNEY	04/02/1929	Active	7	2	0	2	40.00%	7		0		None		P,S,T,M,VP SC	22		
11896	GREAT FALLS	08/23/1945	Active	28	1	4	-3	-9.68%	31	8	0		17	R	P,S,M,VP,SC	1		
Exc Award (06/30/2022)																		
11861	GREATER IRMO	03/31/1967	Active	18	0	0	0	0.00%	16		6			N		2		
Exc Award (06/30/2022, 06/30/2024)																		
11770	GREENVILLE	08/15/1922	Active	8	0	0	0	0.00%	8		17	1	None		P,S,T,M,VP SC	22		
11771	GREENVILLE	05/01/1956	Active	5	0	0	0	0.00%	5		1		2	N	M,SC	4		
PLEASANTBURG																		
117902	GREENVILLE WEST END	09/26/2012	Active	14	0	0	0	0.00%	14		12		2		M,VP	8		
11773	GREENWOOD	02/11/1929	Active	47	3	3	0	0.00%	50	21	3			N		1		\$1,400.00
Exc Award (06/30/2018, 06/30/2019)																		
11774	GREER	01/29/1929	Active	51	0	5	-5	-8.93%	60	12	0			N		1		\$150.00
Exc Award (06/30/2019, 06/30/2020, 06/30/2024)																		
130725	Greer Centennial	04/21/2017	Active	32	1	2	-1	-3.03%	29	1	0				M,VP	0		
Exc Award (06/30/2018, 06/30/2019, 06/30/2024)																		
11775	HICKORY TAVERN	05/21/1952	Active	16	0	0	0	0.00%	17		7		3	N	P,M,VP,SC	0		
11777	INMAN	05/25/1951	Active	8	0	6	-6	-42.86%	14	8	2		2		M,VP,SC	23		\$300.00
11779	JOANNA	01/12/1956	Active	43	11	13	-2	-4.44%	45	10	0				M,VP,SC	1		
Exc Award (06/30/2017, 06/30/2021, 06/30/2024)																		
11781	LANDRUM	02/06/1959	Active	25	3	2	1	4.17%	24	38	1			N	SC	1		
Exc Award (06/30/2021, 06/30/2023)																		
11782	LAURENS	08/03/1945	Active	8	0	1	-1	-11.11%	9	8	2		2		P,M,VP,SC	3		
Exc Award (06/30/2022)																		
11846	LEXINGTON	04/15/1927	Active	18	7	17	-10	-35.71%	34	7	1			R		0		
Exc Award (06/30/2019, 06/30/2023, 06/30/2024)																		
11783	LIBERTY	04/23/1954	Active	14	0	0	0	0.00%	15		7		7	R		11		
Exc Award (06/30/2023)																		




# Club Health Assessment for District 32 S through January 2025

			Status	Membership							Reports					Finance		LCIF
Club Number	Club Name	Charter Date		Current Member Count	YTD Members Added	YTD Members Dropped	YTD Net Growth	YTD Net Growth%	Member Count 12 Months Ago	Avg. length of service for dropped members	Months Since Last MMR ***	Yrs. Since Last Officer Report	President Rotation	Vice President Reported ****	Months Since Last Activity Report ***	Account Balance	Donations for current Fiscal Year	
			Number of times on status quo within last two years	If below 15 members appears					If net loss is greater than 20% appears			If no report in 3 months appears in	When more than one year appears in	Number of repeat terms	Notes the officers that do not have an active	If no report at 12 months appears in red		
11784	MAULDIN	01/16/1967	Active	12	1	3	-2	-14.29%	14	13	0			N	SC	0		
11785	MC CORMICK	10/17/1928	Active	42	0	3	-3	-6.67%	53	22	1			N	M,VP,SC	11		
Exc Award (06/30/2022)																		
11910	NEWBERRY	10/30/1928	Active	8	0	0	0	0.00%	8		9		7		M,VP,SC	21		
11786	NINETY SIX	01/10/1945	Active	23	2	1	1	4.55%	23	55	1			N	P,SC	1	\$250.00	
Exc Award (06/30/2023)																		
11787	PACOLET	01/09/1967	Active	10	4	4	0	0.00%	9	16	1		3	R	P,T,M,SC	4		
Exc Award (06/30/2022)																		
11790	PICKENS	07/16/1936	Active	4	0	0	0	0.00%	4		14	1	None		P,S,T,M,VP SC	15		
11791	PIEDMONT	05/15/1952	Active	43	0	1	-1	-2.27%	42	34	0			N		0	\$700.00	
Exc Award (06/30/2022, 06/30/2023, 06/30/20)																		
30466	RIVER HILLS LAKE WYLIE	03/28/1975	Active	139	5	8	-3	-2.11%	139	7	0			N	SC	0	\$1,000.00	
Exc Award (06/30/2016, 06/30/2023, 06/30/20)																		
11915	ROCK HILL	04/29/1929	Active	9	1	2	-1	-10.00%	10	15	0				M,VP,SC	1		
11794	SALEM	10/17/1966	Active	43	5	5	0	0.00%	47	1	2		2	N		10	\$5,120.00	
Exc Award (06/30/2021, 06/30/2022, 06/30/20)																		
11795	SALUDA	06/22/1937	Cancelled(8*)	0	0	13	-13	-100.00%	13	20	1		None		P,S,T,M,VP SC	8	90+ Days	
Exc Award (06/30/2023)																		
11796	SENECA	01/25/1945	Active	17	0	1	-1	-5.56%	18	18	1			N	M,SC	1	\$2,100.00	
Exc Award (06/30/2023)																		
11798	SLATER MARIETTA	02/19/1951	Active(1)	28	0	0	0	0.00%	28		14			N	P,SC	8		
142574	South Carolina Cyber	08/21/2020	Active(2)	18	2	0	2	12.50%	17		0		5	N		2		
Exc Award (06/30/2021)																		
11799	SPARTANBURG	05/23/1922	Active	60	3	8	-5	-7.69%	72	16	0			N	SC	11	\$300.00	
Exc Award (06/30/2019, 06/30/2021)																		
111089	SPARTANBURG SOUTHSIDE	05/17/2011	Active	105	33	8	25	31.25%	99	2	0			N		2	\$71.40	
Exc Award (06/30/2019, 06/30/2021, 06/30/20)																		
11801	TAYLORS	10/19/1950	Active	38	2	1	1	2.70%	29	45	2				M,VP	0		



# Club Health Assessment for District 32 S through January 2025

			Status	Membership							Reports					Finance		LCIF
Club Number	Club Name	Charter Date		Current Member Count	YTD Members Added	YTD Members Dropped	YTD Net Growth	YTD Net Growth%	Member Count 12 Months Ago	Avg. length of service for dropped members	Months Since Last MMR ***	Yrs. Since Last Officer Report	President Rotation	Vice President Reported ****	Months Since Last Activity Report ***	Account Balance	Donations for current Fiscal Year	
			Number of times on status quo within last two years	If below 15 members appears				If net loss is greater than 20% appears			If no report in 3 months appears	When more than one year appears in	Number of repeat terms	Notes the officers that do not have an active	If no report at 12 months appears in red			
Exc Award (06/30/2022, 06/30/2024)																		
29111	TEGA CAY	04/15/1974	Active	49	3	0	3	6.52%	42		0			N M	1		\$140.00	
Exc Award (06/30/2017, 06/30/2020, 06/30/2024)																		
11802	THE MATHEWS	01/28/1952	Active	31	6	3	3	10.71%	25	2	0		3	N	1		\$2,550.00	
Exc Award (06/30/2018, 06/30/2019, 06/30/2024)																		
59788	TRAVELERS REST	06/26/1997	Active	11	0	0	0	0.00%	10		7		4		M,VP,SC	5		
11920	UNION	08/26/1936	Active	24	0	0	0	0.00%	23		7		7	N		3		
Exc Award (06/30/2020, 06/30/2022, 06/30/2024)																		
11805	WALHALLA	07/17/1945	Active	5	0	0	0	0.00%	10		11	1	None		P,S,T,M,VP SC	22		
11806	WARE SHOALS	01/15/1945	Active(1)	16	2	0	2	14.29%	13		4				M,VP,SC	11		
11922	WINNSBORO	05/22/1935	Active	38	2	4	-2	-5.00%	42	13	0		6	R	SC	0	\$850.00	
Exc Award (06/30/2020, 06/30/2021, 06/30/2024)																		
130008	Woodruff Centennial	02/14/2017	Active	8	0	0	0	0.00%	8		6			IP	S,M,SC	2		
Exc Award (06/30/2021)																		

Clubs Cancelled Previous Fiscal Year – Clubs Cancelled within last 12 months may be reinstated

Club Number	Club Name	Charter Date	Current Status*	Cancellation Date
136800	Columbia Veterans	12/05/2018	Cancelled(8*)	12/29/2023
11808	WESTMINSTER	11/16/1950	Cancelled(8*)	12/29/2023

Current Total Clubs Count	YTD New Clubs Count	YTD Cancelled Clubs Count	YTD Net Club Gain	Current Total Members Count	YTD Add	YTD Drop	YTD Net Growth	YTD Net Growth %	Member Count 12 Months Ago	Average Member Count Per Club	% of Clubs with less than 20 members	% No MMR in 3 Months	% No Officer Report in 12 Months	% of Clubs with balance 90+ days	Number of Clubs in Status Quo	% Status Quo Clubs in Financial Suspension	Number of Cancelled Clubs	Average Cancelled Club Age	Members Lost Due to Cancellation	% of Clubs Cancelled for Non-Financial Reasons
55	0	3	-3	1,472	115	171	-56	-3.66%	1,556	27	45%	38%	7%	2%	0	0%	3	90	51	-67%

\* - P - Priority Club. Cancellation Reasons: 1-Objectives/conduct, 2-Non-active club, 5-Non-existing club, 6-Disbanding, 7-Merger, 8-Financial Suspension, 9-District/Multiple District Dues.

\*\* - Abbreviation: P-President, S-Secretary, T-Treasurer, M-Member Chairperson, VP-First Vice President, MC-Communications Chairperson, SC-Service Chairperson

\*\*\* - Abbreviation: N/R - Never reported using the Lions Clubs website, N/A - Not applicable, No password registered for the Lions Clubs website.

\*\*\*\* - Abbreviation: N - New, IP - Immediate Past, R - Repeat.





# Club Health Assessment for District 34 A through January 2025

			Status	Membership							Reports					Finance		LCIF
Club Number	Club Name	Charter Date		Current Member Count	YTD Members Added	YTD Members Dropped	YTD Net Growth	YTD Net Growth%	Member Count 12 Months Ago	Avg. length of service for dropped members	Months Since Last MMR ***	Yrs. Since Last Officer Report	President Rotation	Vice President Reported ****	Months Since Last Activity Report ***	Account Balance	Donations for current Fiscal Year	
			Number of times on status quo within last two years	If below 15 members appears				If net loss is greater than 20% appears			If no report in 3 months appears in	When more than one year appears in	Number of repeat terms	Notes the officers that do not have an active	If no report at 12 months appears in red			
Clubs more than two years old																		
12182	ATHENS	11/10/1943	Active	74	3	7	-4	-5.13%	80	10	0		3	R		0	\$6,000.00	
12222	BLOUNTSVILLE	10/30/1951	Active	18	0	0	0	0.00%	18		1			R	M,VP,SC	6		
12224	BRIDGEPORT	02/02/1955	Active	17	1	0	1	6.25%	16		5		11		T,M,VP	6	\$200.00	
12184	BRILLIANT	02/19/1946	Active	17	0	0	0	0.00%	25		11		7		P,S,M,VP,SC	4		
12225	CENTRE	02/25/1938	Active	38	0	2	-2	-5.00%	40	15	2			N		0	\$1,759.00	
Exc Award (06/30/2023)																		
12185	CHEROKEE	09/01/1948	Active	25	0	2	-2	-7.41%	30	4	5		3	R	SC	4	\$1,000.00	
Exc Award (06/30/2023)																		
12187	CULLMAN	09/28/1954	Active	133	12	12	0	0.00%	137	7	0		2	N	SC	0	\$2,250.00	
12188	DECATUR	08/10/1938	Active	23	0	2	-2	-8.00%	25	10	1				M,VP,SC	5	\$1,000.00	
12190	DOUBLE SPRINGS	10/28/1947	Active	10	1	0	1	11.11%	9		0		6		M,VP,SC	5		
30506	ELKMONT	04/08/1975	Active	25	1	2	-1	-3.85%	23	15	0			N	M,VP,SC	5		
53776	EVA	11/02/1992	Active	17	0	0	0	0.00%	17		6		2		T,M,VP,SC	3		
45880	FAIRVIEW	03/03/1986	Active	10	0	0	0	0.00%	12		5		10	R	P,M,VP,SC	3		
12191	FALKVILLE	10/20/1949	Active	16	2	0	2	14.29%	14		0		15	R	M,VP,SC	1		
Exc Award (06/30/2023)																		
12192	FLORENCE DOWNTOWN	06/10/1938	P- Active(1)	0	3	3	0	0.00%	15	27	6		None		P,S,T,M,VP SC	5		
12226	FORT PAYNE	01/06/1948	Active	49	9	9	0	0.00%	49	3	0		2	R		0	\$2,175.00	
Exc Award (06/30/2018, 06/30/2022, 06/30/2024)																		
12227	GADSDEN	07/31/1930	Active	10	1	0	1	11.11%	9		3		2	R	M,SC	5	\$50.00	
Exc Award (06/30/2024)																		
12232	GUNTERSVILLE	08/26/1930	Active	32	10	0	10	45.45%	22		0				M,VP,SC	5		
12233	GURLEY	09/23/1948	Active	13	0	1	-1	-7.14%	14	32	5		10	R	M,SC	4		
12197	HALEYVILLE	10/29/1929	Active	17	0	0	0	0.00%	17		18		4		S,M,VP,SC	24+		
110046	HAMILTON	01/10/2011	P- Active	0	0	0	0	0.00%	11		10		None		P,S,T,M,VP SC	24+		





# Club Health Assessment for District 34 A through January 2025

			Status	Membership							Reports					Finance		LCIF
Club Number	Club Name	Charter Date		Current Member Count	YTD Members Added	YTD Members Dropped	YTD Net Growth	YTD Net Growth%	Member Count 12 Months Ago	Avg. length of service for dropped members	Months Since Last MMR ***	Yrs. Since Last Officer Report	President Rotation	Vice President Reported ****	Months Since Last Activity Report ***	Account Balance	Donations for current Fiscal Year	
			Number of times on status quo within last two years	If below 15 members appears				If net loss is greater than 20% appears			If no report in 3 months appears in	When more than one year appears in	Number of repeat terms	Notes the officers that do not have an active	If no report at 12 months appears in red			
12199	HANCEVILLE	03/04/1955	Active	14	3	7	-4	-22.22%	19	14	1			VP,SC	0		\$100.00	
12235	HOKES BLUFF	02/09/1965	Active	23	1	0	1	4.55%	22		1			N	M,SC	6		
59212	HOKES BLUFF TAWANNAH	03/21/1997	Active	45	2	0	2	4.65%	42		3			N	SC	6		
12201	HOLLY POND	03/08/1965	Active	19	1	0	1	5.56%	18		5		3		M,VP,SC	10	\$1,000.00	
12237	HUNTSVILLE PACESETTERS	12/10/1969	Active	15	0	0	0	0.00%	13		7			R	M,SC	4		
	Exc Award (06/30/2023)																	
35546	HUNTSVILLE VON BRAUN	05/22/1978	Active	77	12	7	5	6.94%	70	10	0			N	SC	0		
	Exc Award (06/30/2023)																	
12202	KILLEN	11/23/1957	Active	19	3	0	3	18.75%	16		5		2		M,VP,SC	4		
143690	Madison Area Family	12/16/2020	Active	28	7	0	7	33.33%	19		0			R	M,SC	2		
150436	Marshall County Area	04/05/2022	Active	48	1	2	-1	-2.04%	40	4	0		2	N	T,SC	11		
12206	MOULTON	11/19/1943	Active	36	1	0	1	2.86%	34		2		3	R	M	5	\$2,100.00	
	Exc Award (06/30/2019, 06/30/2021, 06/30/2022)																	
12239	NEW HOPE	09/28/1948	Active	20	0	9	-9	-31.03%	25	4	1			R	P,M,VP,SC	3		
12246	RAINBOW CITY	05/10/1954	Active	12	0	0	0	0.00%	13		11		10	R	S,T,M,VP,SC	5		
12247	RAINSVILLE	02/16/1971	Active	15	0	0	0	0.00%	13		9		3		T,M,VP,SC	5		
43347	RED BAY	01/13/1984	Active	12	1	0	1	9.09%	11		3		11		M,VP,SC	2		
84943	RUSSELLVILLE	03/02/2005	Active	8	0	0	0	0.00%	8		51		9	R	M,SC	3		
12248	SCOTTSBORO	07/20/1938	Active	51	6	2	4	8.51%	46	8	0			N	M,SC	0	\$1,550.00	
	Exc Award (06/30/2024)																	
151280	Shoals Area	06/20/2022	Active	12	3	1	2	20.00%	10	2	3				VP,SC	0		
12214	TUSCUMBIA	08/27/1954	Active	7	0	0	0	0.00%	13		7		3		T,M,VP,SC	5		
12216	WINFIELD	06/26/1939	Active	16	0	0	0	0.00%	14		11		3		P,M,VP,SC	3		



## Club Health Assessment for District 34 A through January 2025

Club Number			Club Name			Charter Date			Status					Membership					Reports					Finance		LCIF
									Current Member Count	YTD Members Added	YTD Members Dropped	YTD Net Growth	YTD Net Growth%	Member Count 12 Months Ago	Avg. length of service for dropped members	Months Since Last MMR ***	Yrs. Since Last Officer Report	President Rotation	Vice President Reported ****	Months Since Last Activity Report ***	Account Balance	Donations for current Fiscal Year				
									Number of times on status quo within last two years	If below 15 members appears			If net loss is greater than 20% appears			If no report in 3 months appears in			When more than one year appears in	Number of repeat terms	Notes the officers that do not have an active			If no report at 12 months appears in red		
Current Total Clubs Count	YTD New Clubs Count	YTD Cancelled Clubs Count	YTD Net Club Gain	Current Total Members Count	YTD Add	YTD Drop	YTD Net Growth	YTD Net Growth %	Member Count 12 Months Ago	Average Member Count Per Club	% of Clubs with less than 20 members	% No MMR in 3 Months	% No Officer Report in 12 Months	% of Clubs with balance 90+ days	Number of Clubs in Status Quo	% Status Quo Clubs in Financial Suspension	Number of Cancelled Clubs	Average Cancelled Club Age	Members Lost Due to Cancellation	% of Clubs Cancelled for Non-Financial Reasons						
39	0	0	0	1,021	84	68	16	1.59%	1,029	26	59%	54%	0%	0%	0	0%	0	0	0	0%						

\* - P - Priority Club. Cancellation Reasons: 1-Objectives/conduct, 2-Non-active club, 5-Non-existing club, 6-Disbanding, 7-Merger, 8-Financial Suspension, 9-District/Multiple District Dues.

\*\* - Abbreviation: P-President, S-Secretary, T-Treasurer, M-Member Chairperson, VP-First Vice President, MC-Communications Chairperson, SC-Service Chairperson

\*\*\* - Abbreviation: N/R - Never reported using the Lions Clubs website, N/A - Not applicable, No password registered for the Lions Clubs website.

\*\*\*\* - Abbreviation: N - New, IP - Immediate Past, R - Repeat.



# Club Health Assessment for District 34 B through January 2025

Club Number	Club Name	Charter Date	Status	Membership							Reports					Finance	LCIF
				Current Member Count	YTD Members Added	YTD Members Dropped	YTD Net Growth	YTD Net Growth%	Member Count 12 Months Ago	Avg. length of service for dropped members	Months Since Last MMR ***	Yrs. Since Last Officer Report	President Rotation	Vice President Reported ****	Months Since Last Activity Report ***	Account Balance	Donations for current Fiscal Year
			Number of times on status quo within last two years	If below 15 members appears				If net loss is greater than 20% appears			If no report in 3 months appears in	When more than one year appears in	Number of repeat terms	Notes the officers that do not have appears in an active	If no report at 12 months red		
<b>Clubs more than two years old</b>																	
12252	ADAMSVILLE-FORESTDALE	10/17/1947	Active	29	3	2	1	3.57%	25	5	0			N	4		\$600.00
59933	ALABASTER	09/08/1997	Active(1)	18	0	0	0	0.00%	19		6			N	SC	4	
12329	ALEXANDER CITY	01/05/1938	Active	26	0	0	0	0.00%	30		6			N	SC	4	
12219	ANNISTON	04/03/1947	Active	52	15	2	13	33.33%	36	11	0		2	R	SC	4	\$240.00
12331	AUBURN	01/24/1928	Active	28	0	0	0	0.00%	29		2			N	M,SC	0	
12333	AUTAGAVILLE	08/13/1951	Active	26	1	0	1	4.00%	22		6		2	R	M,SC	4	
12335	CLANTON	02/27/1947	Active	52	3	5	-2	-3.70%	53	3	3			N	M,SC	4	90+ Days
42535	CLANTON EVENING	04/04/1983	Active	15	3	1	2	15.38%	13	14	3			N	SC	4	
12305	FAYETTE	03/25/1938	Active	10	0	0	0	0.00%	10		6		14		S,T,M,VP,SC	4	
12307	GREENSBORO	08/05/1955	Active	16	1	0	1	6.67%	14		1		8		T,M,VP,SC	4	\$50.00
122984	Helena	08/21/2014	Active	5	0	0	0	0.00%	6		3				M,VP,SC	4	\$100.00
Exc Award (06/30/2016)																	
12278	HOOVER	09/19/1966	Active	12	1	0	1	9.09%	12		3		2		VP,SC	4	\$200.00
Exc Award (06/30/2023)																	
12340	HUGULEY	05/16/1957	Active	8	0	0	0	0.00%	8		31		15	R	M,VP,SC	4	
126940	Jemison	03/02/2016	Active(1)	13	3	6	-3	-18.75%	16	5	0		6		M,VP,SC	2	
12281	LEEDS	10/16/1947	Active	19	0	0	0	0.00%	19		29		5	R	M,VP,SC	4	
61563	MOODY	03/01/1999	Active	20	1	0	1	5.26%	18		5				T,VP,SC	4	
12316	NORTHPORT	01/13/1955	Active	42	2	4	-2	-4.55%	39	8	0			N		1	\$2,600.00
Exc Award (06/30/2023, 06/30/2024)																	
12317	NORTHSIDE L C	04/30/1973	Active	26	0	0	0	0.00%	26		7		3	R	M,SC	4	
12318	OAKMAN	11/06/1961	Active	26	0	0	0	0.00%	29		5		2	R	M,SC	4	
12345	OPELIKA	09/16/1947	Active	14	0	0	0	0.00%	15		2				P,M,VP,SC	4	\$1,100.00
49080	OXFORD	12/12/1988	Active	9	0	0	0	0.00%	10		8		2		M,VP,SC	4	
Exc Award (06/30/2023)																	



## Club Health Assessment for District 34 B through January 2025

Club Number	Club Name	Charter Date	Status	Membership							Reports					Finance	LCIF
				Current Member Count	YTD Members Added	YTD Members Dropped	YTD Net Growth	YTD Net Growth%	Member Count 12 Months Ago	Avg. length of service members	Months Since Last MMR ***	Yrs. Since Last Officer Report	President Rotation	Vice President Reported ****	Months Since Last Activity Report ***	Account Balance	Donations for current Fiscal Year
			Number of times on status quo within last two years	If below 15 members appears				If net loss is greater than 20% appears			If no report in 3 months appears	When more than one year appears in	Number of repeat terms	Notes the officers that do not have an active	If no report at 12 months red		
12348	PRATTVILLE	02/06/1936	Active	54	2	2	0	0.00%	55	13	0			N	2		\$4,387.00
	Exc Award (06/30/2023)																
12349	REELTOWNLIBERTY CITY	02/18/1952	Active	13	1	1	0	0.00%	11	1	1		8	R	P,M,SC	4	
126206	Sylacauga	11/20/2015	Active	23	4	0	4	21.05%	23		3		9		M,VP,SC	4	
12357	TALLADEGA	12/10/1937	Active(2)	17	4	0	4	30.77%	15		1			N	M,SC	4	
12358	TALLASSEE	05/09/1939	Active(1)	20	0	0	0	0.00%	20		3			R	P,M,VP,SC	4	
146813	Trussville Area	06/29/2021	Active(2)	8	8	0	8	100.00%	9		1		2	R	M,SC	22	
39013	VALLEY	10/31/1980	Active	14	0	0	0	0.00%	13		7		19	R	M	4	
12264	VESTAVIA HILLS	05/11/1955	Active	11	0	0	0	0.00%	11		7			N	SC	4	
51738	WEAVER	06/07/1991	Active(2)	10	1	0	1	11.11%	10		3		15		S,T,M,VP,SC	4	
141083	West Elmore Area	03/10/2020	Active	19	0	1	-1	-5.00%	22	4	5			IP	T,M,SC	2	
12286	WEST HOMEWOOD	11/14/1956	Active	14	0	0	0	0.00%	14		32				P,T,M,VP,SC	4	
12359	WETUMPKA	02/09/1928	Active	36	2	2	0	0.00%	36	7	0			N	M,SC	4	

Clubs Cancelled Previous Fiscal Year – Clubs Cancelled within last 12 months may be reinstated

Club Number	Club Name	Charter Date	Current Status*	Cancellation Date
12300	CARROLLTON	03/14/1955	Cancelled(8*)	12/29/2023
125916	Margaret	10/05/2015	Cancelled(6*)	07/29/2023
150632	Talladega Samaritan	05/04/2022	Cancelled(8*)	12/29/2023

Current Total Clubs Count	YTD New Clubs Count	YTD Cancelled Clubs Count	YTD Net Club Gain	Current Total Members Count	YTD Add	YTD Drop	YTD Net Growth	YTD Net Growth %	Member Count 12 Months Ago	Average Member Count Per Club	% of Clubs with less than 20 members	% No MMR in 3 Months	% No Officer Report in 12 Months	% of Clubs with balance 90+ days	Number of Clubs in Status Quo	% Status Quo Clubs in Financial Suspension	Number of Cancelled Clubs	Average Cancelled Club Age	Members Lost Due to Cancellation	% of Clubs Cancelled for Non-Financial Reasons
33	0	0	0	705	55	26	29	4.29%	688	21	58%	64%	0%	3%	0	0%	0	0	0	0%



Club Health Assessment for District 34 B through January 2025

			Status	Membership							Reports					Finance	LCIF
Club Number	Club Name	Charter Date		Current Member Count	YTD Members Added	YTD Members Dropped	YTD Net Growth	YTD Net Growth%	Member Count 12 Months Ago	Avg. length of service for dropped members	Months Since Last MMR ***	Yrs. Since Last Officer Report	President Rotation	Vice President Reported ****	Months Since Last Activity Report ***	Account Balance	Donations for current Fiscal Year
			Number of times on status quo within last two years	If below 15 members appears				If net loss is greater than 20% appears			If no report in 3 months appears in	When more than one year appears in	Number of repeat terms	Notes the officers that do not have an active	If no report at 12 months appears in red		

\* - P - Priority Club. Cancellation Reasons: 1-Objectives/conduct, 2-Non-active club, 5-Non-existing club, 6-Disbanding, 7-Merger, 8-Financial Suspension, 9-District/Multiple District Dues.  
\*\* - Abbreviation: P-President, S-Secretary, T-Treasurer, M-Member Chairperson, VP-First Vice President, MC-Communications Chairperson, SC-Service Chairperson  
\*\*\* - Abbreviation: N/R - Never reported using the Lions Clubs website, N/A - Not applicable, No password registered for the Lions Clubs website.  
\*\*\*\* - Abbreviation: N - New, IP - Immediate Past, R - Repeat.



# Club Health Assessment for District 34 C through January 2025

			Status	Membership						Reports					Finance		LCIF
Club Number	Club Name	Charter Date		Current Member Count	YTD Members Added	YTD Members Dropped	YTD Net Growth	YTD Net Growth%	Member Count 12 Months Ago	Avg. length of service for dropped members	Months Since Last MMR ***	Yrs. Since Last Officer Report	President Rotation	Vice President Reported ****	Months Since Last Activity Report ***	Account Balance	Donations for current Fiscal Year
			Number of times on status quo within last two years	If below 15 members appears				If net loss is greater than 20% appears			If no report in 3 months appears in	When more than one year appears in	Number of repeat terms	Notes the officers that do not have an active	If no report at 12 months red		
Clubs less than two years old																	
155013	Boykin Damascus	09/18/2023	Active(1)	20	0	0	0	0.00%	20		19		3	S,M,VP,SC	N/R		
Clubs more than two years old																	
12360	ANDALUSIA	05/07/1937	Active	23	1	0	1	4.55%	22		6			N	P,M,SC	0	\$1,500.00
Exc Award (06/30/2019)																	
12393	ASHFORD	07/28/1937	Active	30	1	1	0	0.00%	29	0	5		3	N	SC	1	\$30.00
Exc Award (06/30/2018, 06/30/2019, 06/30/2020)																	
12361	ATMORE	02/02/1928	Active	35	3	0	3	9.38%	32		4			R	SC	6	\$1,000.00
Exc Award (06/30/2019, 06/30/2023)																	
151927	Atmore Yellow Hats Society	08/15/2022	Active(1)	16	0	0	0	0.00%	16		22		3		T,M,VP,SC	N/A	
118276	BAY MINETTE	11/13/2012	P- Active(1)	0	0	0	0	0.00%	4		7		None		P,S,T,M,VP SC	24+	
12362	BREWTON GREATER BREWTON	03/08/1935	Active	9	0	0	0	0.00%	9		3		3	R	SC	14	\$900.00
Exc Award (06/30/2019)																	
126044	Citronelle	11/02/2015	Active	9	0	0	0	0.00%	9		5		5		T,M,VP,SC	13	
Exc Award (06/30/2018)																	
12395	CLAYTON	12/20/1951	P- Active(1)	0	0	1	-1	-100.00%	5	11	5		None		P,S,T,M,VP SC	18	
122015	Covington VIP	05/01/2014	Active(1)	18	0	0	0	0.00%	18		7			N	M,SC	19	\$450.00
12397	DALEVILLE	06/05/1962	Active	27	3	1	2	8.00%	25	2	0			IP	P,SC	1	\$3,775.00
Exc Award (06/30/2016, 06/30/2019)																	
12367	EIGHT MILE	10/31/1955	Active	32	2	0	2	6.67%	30		4			N		3	\$100.00
Exc Award (06/30/2018, 06/30/2019, 06/30/2020)																	
12401	ELBA	03/23/1939	Active	27	1	0	1	3.85%	26		0		7		S,T,M,VP,SC	24+	
Exc Award (06/30/2019)																	
12402	ENTERPRISE	07/07/1944	Active	50	5	2	3	6.38%	46	12	0			N	M,SC	1	
Exc Award (06/30/2018, 06/30/2024)																	
152311	Escambia County Lions Quest	08/25/2022	Active(1)	15	0	0	0	0.00%	15		7		3		M,VP,SC	N/A	
12404	EUFAULA	04/23/1947	Active	23	0	2	-2	-8.00%	30	14	3		None	R	P,M,SC	7	\$1,000.00
Exc Award (06/30/2019)																	



## Club Health Assessment for District 34 C through January 2025

			Status	Membership							Reports					Finance	LCIF	
Club Number	Club Name	Charter Date		Current Member Count	YTD Members Added	YTD Members Dropped	YTD Net Growth	YTD Net Growth%	Member Count 12 Months Ago	Avg. length of service for dropped members	Months Since Last MMR ***	Yrs. Since Last Officer Report	President Rotation	Vice President Reported ****	Months Since Last Activity Report ***	Account Balance	Donations for current Fiscal Year	
			Number of times on status quo within last two years	If below 15 members appears					If net loss is greater than 20% appears		If no report in 3 months appears in	When more than one year appears in	Number of repeat terms	Notes the officers that do not have an active	If no report at 12 months appears in red			
12368	FAIRHOPE	03/20/1963	Active	29	8	2	6	26.09%	24	19	0		2	N	M,SC	1		\$1,003.70
Exc Award (06/30/2020, 06/30/2021)																		
12369	FLOMATON	11/22/1934	Active	17	0	0	0	0.00%	17		5			N	M,SC	10		\$100.00
Exc Award (06/30/2018, 06/30/2019)																		
50827	FOLEY	07/24/1990	Active	12	0	0	0	0.00%	12		2				M,VP,SC	7		\$100.00
Exc Award (06/30/2020)																		
12405	GENEVA	12/04/1947	Active	20	4	2	2	11.11%	18	5	1			IP	M,SC	1		
120772	Greater Dothan Area	11/20/2013	Active	12	1	1	0	0.00%	11	9	2				M,VP,SC	3		
Exc Award (06/30/2018, 06/30/2019, 06/30/2020)																		
12372	GREENVILLE	04/30/1928	Active	24	3	2	1	4.35%	21	0	3			N	SC	7		\$500.00
Exc Award (06/30/2019, 06/30/2023)																		
29461	GROVE HILL	06/07/1974	Active(1)	15	0	0	0	0.00%	15		20		None		P,S,M,VP,SC	21		\$100.00
12373	GULF SHORES	12/09/1947	Active	38	0	3	-3	-7.32%	42	10	5			N		2		
Exc Award (06/30/2017, 06/30/2018, 06/30/2020)																		
12408	HEADLAND	01/04/1952	Active	55	2	1	1	1.85%	52	2	0			N		1		\$1,295.00
Exc Award (06/30/2016, 06/30/2018, 06/30/2020)																		
12380	MOBILE	10/09/1922	Active	88	4	8	-4	-4.35%	96	25	0			N	SC	2		\$1,050.00
Exc Award (06/30/2018)																		
54087	MOBILE SOUTH ALABAMA	02/15/1993	Active	9	0	0	0	0.00%	11		3				S,T,M,VP,SC	16		\$100.00
Exc Award (06/30/2019)																		
12413	MONTGOMERY	06/12/1922	Active	83	6	8	-2	-2.35%	88	22	0			N	VP,SC	10	90+ Days	
12415	MONTGOMERY DIXIE	11/17/1954	Active	9	1	0	1	12.50%	8		6		4		M,VP,SC	0		\$2,024.00
Exc Award (06/30/2019)																		
45365	ORANGE BEACH	09/16/1985	Active	22	1	1	0	0.00%	21	2	6		4	N	SC	2		\$700.00
Exc Award (06/30/2017, 06/30/2023)																		
142796	Ozark	08/31/2020	Active	7	0	0	0	0.00%	9		11	1	None		P,S,T,M,VP SC	22		
115854	PIKE ROAD	01/11/2012	Active	25	2	0	2	8.70%	22		5			N	M,SC	7	90+ Days	\$100.00
Exc Award (06/30/2018, 06/30/2019)																		



## Club Health Assessment for District 34 C through January 2025

			Status	Membership							Reports					Finance	LCIF	
Club Number	Club Name	Charter Date		Current Member Count	YTD Members Added	YTD Members Dropped	YTD Net Growth	YTD Net Growth%	Member Count 12 Months Ago	Avg. length of service for dropped members	Months Since Last MMR ***	Yrs. Since Last Officer Report	President Rotation	Vice President Reported ****	Months Since Last Activity Report ***	Account Balance	Donations for current Fiscal Year	
			Number of times on status quo within last two years	If below 15 members appears				If net loss is greater than 20% appears			If no report in 3 months appears in	When more than one year appears in	Number of repeat terms	Notes the officers that do not have an active	If no report at 12 months appears in red			
12386	SARALAND	02/20/1956	Active	61	6	7	-1	-1.61%	63	5	1			N	7			
	Exc Award (06/30/2017, 06/30/2018, 06/30/20																	
115501	SATSUMA	11/11/2011	Active	22	1	3	-2	-8.33%	28	10	2			N	M,SC	8	90+ Days	\$500.00
	Exc Award (06/30/2017)																	
12387	SELMA	09/25/1947	Active	13	1	0	1	8.33%	14		5		9		M,VP,SC	24+		
12389	THOMASVILLE	11/21/1967	Active	9	0	1	-1	-10.00%	12	34	5			N	M,SC	2	\$373.00	
138092	Troy	05/13/2019	Active	2	0	0	0	0.00%	6		7	1	None		P,S,T,M,VP SC	24+		
12391	YORK	08/01/1939	Active	28	0	1	-1	-3.45%	29	1	1			N	M	3		
	Exc Award (06/30/2023)																	

Clubs Cancelled Previous Fiscal Year – Clubs Cancelled within last 12 months may be reinstated

Club Number	Club Name	Charter Date	Current Status*	Cancellation Date
155015	North Selma	09/18/2023	Cancelled(8*)	06/29/2024

Current Total Clubs Count	YTD New Clubs Count	YTD Cancelled Clubs Count	YTD Net Club Gain	Current Total Members Count	YTD Add	YTD Drop	YTD Net Growth	YTD Net Growth %	Member Count 12 Months Ago	Average Member Count Per Club	% of Clubs with less than 20 members	% No MMR in 3 Months	% No Officer Report in 12 Months	% of Clubs with balance 90+ days	Number of Clubs in Status Quo	% Status Quo Clubs in Financial Suspension	Number of Cancelled Clubs	Average Cancelled Club Age	Members Lost Due to Cancellation	% of Clubs Cancelled for Non-Financial Reasons
38	0	0	0	934	56	47	9	0.97%	955	25	45%	66%	5%	8%	0	0%	0	0	0	0%

\* - P - Priority Club. Cancellation Reasons: 1-Objectives/conduct, 2-Non-active club, 5-Non-existing club, 6-Disbanding, 7-Merger, 8-Financial Suspension, 9-District/Multiple District Dues.

\*\* - Abbreviation: P-President, S-Secretary, T-Treasurer, M-Member Chairperson, VP-First Vice President, MC-Communications Chairperson, SC-Service Chairperson

\*\*\* - Abbreviation: N/R - Never reported using the Lions Clubs website, N/A - Not applicable, No password registered for the Lions Clubs website.

\*\*\*\* - Abbreviation: N - New, IP - Immediate Past, R - Repeat.





# Club Health Assessment for District 35 L through January 2025

			Status		Membership						Reports					Finance		LCIF
Club Number	Club Name	Charter Date		Current Member Count	YTD Members Added	YTD Members Dropped	YTD Net Growth	YTD Net Growth%	Member Count 12 Months Ago	Avg. length of service for dropped members	Months Since Last MMR ***	Yrs. Since Last Officer Report	President Rotation	Vice President Reported ****	Months Since Last Activity Report ***	Account Balance	Donations for current Fiscal Year	
			Number of times on status quo within last two years	If below 15 members appears				If net loss is greater than 20% appears			If no report in 3 months appears in	When more than one year appears in	Number of repeat terms	Notes the officers that do not have an active	If no report at 12 months red			
Clubs less than two years old																		
154387	Dunnellon 2	06/16/2023	Active	15	0	0	0	0.00%	25		6		3	R	SC	1		
178824	Keystone Melrose Lake Region	10/17/2024	Newly Chartered	12	20	8	12	100.00%	0	0	1				M,VP,SC	N/R	90+ Days	
153128	Lynn Haven 2	06/14/2023	Active	6	0	4	-4	-40.00%	20	2	1		3		M,VP,SC	0	\$14.00	
154002	Marianna Leaping Lions	05/22/2023	Cancelled(8*)	0	0	5	-5	-100.00%	25	1	1		None		P,S,T,M,VP SC	12	90+ Days \$4.00	
Clubs more than two years old																		
12470	ALACHUA	01/04/1940	Active	38	0	0	0	0.00%	38		0			N	M,VP,SC	0	\$404.00	
Exc Award (06/30/2017, 06/30/2021)																		
142554	Calhoun-Liberty	08/13/2020	P- Active	9	1	4	-3	-25.00%	8	2	0		3	R	M,SC	0	\$4.00	
12474	CALLAHAN	12/05/1946	Active	24	0	0	0	0.00%	23		8		4		P,M,VP,SC	13	\$4.00	
12475	CEDAR KEY	04/23/1968	Active	29	1	2	-1	-3.33%	29	8	6		6	N		24+	\$4.00	
12432	CENTURY	08/31/1944	Active(1)	10	0	0	0	0.00%	10		0		None		P,S,T,M,VP SC	24+	\$4.00	
12433	CHATTAHOOCHEE	12/29/1944	Active(1)	12	3	4	-1	-7.69%	13	7	0		10	R	M,SC	0	\$4.00	
145744	Chipley Falling Waters	04/12/2021	Active	10	4	1	3	42.86%	6	0	0				M,VP,SC	2	\$54.00	
90291	CRAWFORDVILLE	12/05/2005	Active(2)	16	0	1	-1	-5.88%	16	19	0		2	R	M,VP,SC	24+	\$4.00	
50749	CRESTVIEW	06/27/1990	Active	15	2	0	2	15.38%	14		1			N		0		
137474	DeFuniak Springs	02/22/2019	Active(3)	8	0	0	0	0.00%	8		1	1	None		P,S,T,M,VP SC	24+	\$4.00	
109828	FLEMING ISLAND	12/06/2010	Active	8	2	0	2	33.33%	6		0			N	SC	0	\$4.00	
12440	FORT WALTON BEACH	11/03/1949	Active	13	1	1	0	0.00%	14	1	2		2	R	T,SC	1	\$1,104.00	
Exc Award (06/30/2018, 06/30/2024)																		
12441	FORT WALTON BEACH SONIC CITY	03/09/1964	Active	8	0	0	0	0.00%	10		8		2	R	M,SC	24+	\$104.00	
12480	GAINESVILLE	03/10/1944	Active	13	0	2	-2	-13.33%	17	19	1		7	R	M,SC	1	\$54.00	
12482	GAINESVILLE UNIVERSITY CITY	03/20/1961	Active	4	0	0	0	0.00%	4		9	1	None		P,S,T,M,VP SC	24+	\$4.00	
12443	GRACEVILLE	11/17/1937	Active	22	4	1	3	15.79%	23	2	0			N	M,SC	1	\$4.00	
Exc Award (06/30/2023)																		



# Club Health Assessment for District 35 L through January 2025

Club Number	Club Name	Charter Date	Status	Membership							Reports					Finance	LCIF
				Current Member Count	YTD Members Added	YTD Members Dropped	YTD Net Growth	YTD Net Growth%	Member Count 12 Months Ago	Avg. length of service for dropped members	Months Since Last MMR ***	Yrs. Since Last Officer Report	President Rotation	Vice President Reported ****	Months Since Last Activity Report ***	Account Balance	Donations for current Fiscal Year
			Number of times on status quo within last two years	If below 15 members appears				If net loss is greater than 20% appears			If no report in 3 months appears	When more than one year appears in	Number of repeat terms	Notes the officers that do not have an active	If no report at 12 months red		
12486	HIGH SPRINGS	03/07/1947	Active	63	4	2	2	3.28%	64	4	1		3	N	SC	0	\$4.00
12488	INTERLACHEN	04/30/1968	Active(1)	10	0	0	0	0.00%	10		10		2	N	T,M,VP,SC	1	
12471	JACKSONVILLE ARLINGTON	12/15/1948	Active	47	3	1	2	4.44%	47	48	2			N	M	3	\$4.00
12489	JACKSONVILLE BEACHES	04/06/1938	Active(1)	42	3	1	2	5.00%	42	8	0		2		M,VP,SC	0	\$4.00
141472	Jacksonville River City	04/20/2020	Active	25	4	9	-5	-16.67%	30	1	0				VP,SC	1	\$2,004.00
	Exc Award (06/30/2023)																
12493	JACKSONVILLE RIVERSIDE/ARGYLE WEST	03/31/1945	Active	13	0	2	-2	-13.33%	15	3	2				M,VP,SC	4	\$4.00
151395	Jax Lions Quest of 35-L Cyber	06/21/2022	Active	8	0	0	0	0.00%	8		3		2		VP	24+	\$4.00
105610	JEFFERSON COUNTY	06/01/2009	Active	10	0	0	0	0.00%	9		9	1	None		P,S,T,M,VP SC	24+	\$4.00
12498	LAKE CITY	12/09/1946	Active	12	0	0	0	0.00%	15		8				M,VP,SC	0	\$4.00
12500	LIVE OAK	04/27/1950	Active	21	0	2	-2	-8.70%	23	5	0		2	R	M,SC	24+	\$4.00
12501	MACCLENNY	04/22/1935	Active(1)	22	4	0	4	22.22%	17		4				T,M,VP,SC	2	\$4.00
12448	MADISON	12/18/1942	Active(1)	27	2	6	-4	-12.90%	26	5	0			N	M,SC	2	\$1,004.00
12539	MCINTOSH	12/12/1949	Active	23	3	2	1	4.55%	21	9	0		2	N	SC	0	\$4.00
97150	MIDDLEBURG BLACK CREEK	05/23/2006	Active	12	0	2	-2	-14.29%	14	1	0			IP		0	\$4.00
	Exc Award (06/30/2018, 06/30/2020)																
12502	NEWBERRY	03/25/1943	Active	18	0	5	-5	-21.74%	23	8	1		2	R		11	\$2,004.00
	Exc Award (06/30/2017)																
12453	NICEVILLE VALPARAISO	11/21/1950	Active	5	0	0	0	0.00%	5		11	1	None		P,S,T,M,VP SC	12	\$4.00
12543	OCALA	03/19/1926	Active	74	7	3	4	5.71%	77	23	0			N	SC	1	\$2,554.00
	Exc Award (06/30/2016)																
102328	OCALA 200	06/03/2008	Active	23	2	7	-5	-17.86%	52	3	0			N		0	\$1,394.00
	Exc Award (06/30/2017, 06/30/2021, 06/30/2022)																
12544	OCALA FORT KING BREAKFAST	09/25/1963	Active	20	1	6	-5	-20.00%	20	5	1		2	R	SC	0	\$204.00
47383	OCALA ON TOP OF THE WORLD	05/28/1987	Active	23	2	0	2	9.52%	31		0		3	N	SC	0	\$2,554.00
	Exc Award (06/30/2023)																



## Club Health Assessment for District 35 L through January 2025

Club Number	Club Name	Charter Date	Status	Membership							Reports					Finance	LCIF
				Current Member Count	YTD Members Added	YTD Members Dropped	YTD Net Growth	YTD Net Growth%	Member Count 12 Months Ago	Avg. length of service members	Months Since Last MMR ***	Yrs. Since Last Officer Report	President Rotation	Vice President Reported ****	Months Since Last Activity Report ***	Account Balance	Donations for current Fiscal Year
			Number of times on status quo within last two years	If below 15 members appears				If net loss is greater than 20% appears			If no report in 3 months appears	When more than one year appears in	Number of repeat terms	Notes the officers that do not have an active	If no report at 12 months appears in red		
12503	ORANGE PARK	07/14/1948	Active	18	2	2	0	0.00%	19	1	0			IP	M,SC	0	\$321.00
	Exc Award (06/30/2024)																
104774	PALATKA NEW VISION	02/17/2009	Active	8	6	8	-2	-20.00%	10	10	0		None		P,M,VP,SC	4	\$4.00
	Exc Award (06/30/2021)																
12454	PANAMA CITY	04/29/1935	Active	12	0	2	-2	-14.29%	14	2	1			N	M,SC	1	\$4.00
12458	PENSACOLA	12/16/1927	Active	34	6	6	0	0.00%	36	12	0			N	SC	1	\$1,254.00
12461	PORT ST JOE	02/25/1955	Active(2)	52	51	47	4	8.33%	48	14	0				M,VP,SC	4	\$1,004.00
35728	QUINCY	06/16/1978	Active	12	1	0	1	9.09%	13		2		4		T,M,VP,SC	0	\$4.00
12560	SILVER SPRINGS	12/16/1958	Active(1)	6	6	0	6	100.00%	7		2		5		M,VP,SC	24+	\$4.00
12463	SOPCHOPPY	09/08/1952	Active	18	0	1	-1	-5.26%	18	7	0		2		M,VP,SC	18	\$1,004.00
146819	South Putnam	06/17/2021	Active	15	0	2	-2	-11.76%	15	3	2				M,VP	2	\$4.00
12506	ST AUGUSTINE	11/14/1946	Active	29	1	2	-1	-3.33%	35	1	0			N	SC	0	\$1,270.00
12465	TALLAHASSEE	02/20/1929	Active	38	7	3	4	11.76%	26	6	0				VP,SC	2	\$4.00
82989	TURKEY CREEK	06/30/2004	Active	14	1	2	-1	-6.67%	16	1	0		None		P,M,VP,SC	0	\$54.00
	Exc Award (06/30/2016, 06/30/2018, 06/30/20																
145612	Williston Youth	03/25/2021	Active	9	0	0	0	0.00%	14		5		5	R	M,SC	24+	\$4.00
148131	Yulee Nassau County	08/31/2021	Active	28	0	0	0	0.00%	30		8		2	N	P,M,SC	N/A	\$4.00

Clubs Cancelled Previous Fiscal Year – Clubs Cancelled within last 12 months may be reinstated

Club Number	Club Name	Charter Date	Current Status*	Cancellation Date
88994	BELVIEW NOON	07/25/2005	Cancelled(8*)	06/29/2024
122285	Crescent City	05/29/2014	Cancelled(8*)	08/29/2023
12492	JACKSONVILLE NORTHSIDE	05/12/1970	Cancelled(8*)	12/29/2023
151393	Lake Butler	09/02/2022	Cancelled(6*)	07/29/2023
152272	Pace	09/14/2022	Cancelled(8*)	06/29/2024
145600	University of Florida Campus	04/13/2021	Cancelled(6*)	07/29/2023



## Club Health Assessment for District 35 L through January 2025

Club Number			Club Name			Charter Date			Status	Membership						Reports				Finance		LCIF		
										Current Member Count	YTD Members Added	YTD Members Dropped	YTD Net Growth	YTD Net Growth%	Member Count 12 Months Ago	Avg. length of service for dropped members	Months Since Last MMR ***	Yrs. Since Last Officer Report	President Rotation	Vice President Reported ****	Months Since Last Activity Report ***	Account Balance	Donations for current Fiscal Year	
									Number of times on status quo within last two years	If below 15 members appears			If net loss is greater than 20% appears			If no report in 3 months appears in		When more than one year appears in	Number of repeat terms	Notes the officers that do not have an active		If no report at 12 months appears in red		
Current Total Clubs Count	YTD New Clubs Count	YTD Cancelled Clubs Count	YTD Net Club Gain	Current Total Members Count	YTD Add	YTD Drop	YTD Net Growth	YTD Net Growth %	Member Count 12 Months Ago	Average Member Count Per Club	% of Clubs with less than 20 members	% No MMR in 3 Months	% No Officer Report in 12 Months	% of Clubs with balance 90+ days	Number of Clubs in Status Quo	% Status Quo Clubs in Financial Suspension	Number of Cancelled Clubs	Average Cancelled Club Age	Members Lost Due to Cancellation	% of Clubs Cancelled for Non-Financial Reasons				
53	1	1	0	1,063	154	156	-2	-0.19%	1,159	20	60%	25%	8%	2%	0	0%	1	88	5	-400%				

\* - P - Priority Club. Cancellation Reasons: 1-Objectives/conduct, 2-Non-active club, 5-Non-existing club, 6-Disbanding, 7-Merger, 8-Financial Suspension, 9-District/Multiple District Dues.

\*\* - Abbreviation: P-President, S-Secretary, T-Treasurer, M-Member Chairperson, VP-First Vice President, MC-Communications Chairperson, SC-Service Chairperson

\*\*\* - Abbreviation: N/R - Never reported using the Lions Clubs website, N/A - Not applicable, No password registered for the Lions Clubs website.

\*\*\*\* - Abbreviation: N - New, IP - Immediate Past, R - Repeat.



# Club Health Assessment for District 35 I through January 2025

			Status	Membership							Reports					Finance		LCIF
Club Number	Club Name	Charter Date		Current Member Count	YTD Members Added	YTD Members Dropped	YTD Net Growth	YTD Net Growth%	Member Count 12 Months Ago	Avg. length of service for dropped members	Months Since Last MMR ***	Yrs. Since Last Officer Report	President Rotation	Vice President Reported ****	Months Since Last Activity Report ***	Account Balance	Donations for current Fiscal Year	
			Number of times on status quo within last two years	If below 15 members appears				If net loss is greater than 20% appears			If no report in 3 months appears in	When more than one year appears in	Number of repeat terms		Notes the officers that do not have an active	If no report at 12 months appears in red		
Clubs more than two years old																		
130732	Arcadia Centennial	04/21/2017	Active	24	2	0	2	9.09%	23		3			R	SC	3		\$100.00
12666	BONITA SPRINGS	04/16/1962	Active	80	2	3	-1	-1.23%	90	5	2		2	N	SC	6		
Exc Award (06/30/2018, 06/30/2022)																		
12622	BRADENTON	04/14/1947	Active	25	2	2	0	0.00%	31	2	0			N		0		\$50.00
Exc Award (06/30/2017, 06/30/2018, 06/30/20)																		
12568	BRANDON	05/11/1954	Active	27	0	0	0	0.00%	27		4		3	N		13		\$245.00
12624	CAPE CORAL	08/02/1962	Active	15	4	0	4	36.36%	9		3		3		VP,SC	0		
Exc Award (06/30/2024)																		
12571	CLEARWATER	07/21/1931	Active	27	5	3	2	8.00%	26	13	3		2	N		0		
Exc Award (06/30/2024)																		
101537	DADE CITY HISPANIC AMERICAN	03/06/2008	Active	11	0	0	0	0.00%	11		18	1	None		P,S,T,M,VP SC	24+		
12627	ENGLEWOOD	03/24/1952	Active	31	9	0	9	40.91%	21		0			N		0		\$200.00
Exc Award (06/30/2017, 06/30/2023, 06/30/20)																		
12628	EVERGLADES	11/06/1952	Active	44	2	0	2	4.76%	40		1		4	N	SC	7		
Exc Award (06/30/2021, 06/30/2022)																		
149944	Fishhawk	02/21/2022	Active	26	3	2	1	4.00%	25	4	1		4	R	M,SC	0		\$220.00
12630	FORT MYERS	03/07/1935	Active	33	10	8	2	6.45%	40	2	0			IP		0		
Exc Award (06/30/2021, 06/30/2022)																		
12631	FORT MYERS BEACH	12/03/1952	Active	17	0	2	-2	-10.53%	19	7	6		4	R	M,VP	1		\$300.00
Exc Award (06/30/2017)																		
12634	FROSTPROOF	04/16/1952	Active	12	0	0	0	0.00%	13		3		8	R	M,SC	24		
12580	GULFPORT	06/02/1948	Active	36	5	15	-10	-21.74%	44	9	1			N		3		
31337	HUDSON BAYONET POINT	11/17/1975	Active	14	2	1	1	7.69%	15	2	0			R	M,SC	0		\$150.00
Exc Award (06/30/2020)																		
12643	LAKE PLACID	01/25/1950	Active	13	0	1	-1	-7.14%	15	22	0		2	N		1		\$200.00
Exc Award (06/30/2018, 06/30/2019, 06/30/20)																		
12644	LAKE WALES	05/06/1949	Active	10	2	0	2	25.00%	9		4		2	N	M,SC	13		



# Club Health Assessment for District 35 I through January 2025

			Status	Membership							Reports					Finance	LCIF
Club Number	Club Name	Charter Date		Current Member Count	YTD Members Added	YTD Members Dropped	YTD Net Growth	YTD Net Growth%	Member Count 12 Months Ago	Avg. length of service for dropped members	Months Since Last MMR ***	Yrs. Since Last Officer Report	President Rotation	Vice President Reported ****	Months Since Last Activity Report ***	Account Balance	Donations for current Fiscal Year
			Number of times on status quo within last two years	If below 15 members appears				If net loss is greater than 20% appears			If no report in 3 months appears in	When more than one year appears in	Number of repeat terms	Notes the officers that do not have an active	If no report at 12 months appears in red		
12584	LARGO	01/08/1957	Active	31	3	3	0	0.00%	30	1	1		2	N	10		\$300.50
	Exc Award (06/30/2024)																
47517	LUTZ LAND O LAKES LLLL	06/22/1987	Active	10	0	1	-1	-9.09%	9	39	4		2	M,VP,SC	24		
	Exc Award (06/30/2017, 06/30/2019)																
12649	NAPLES	10/25/1938	Active	79	18	10	8	11.27%	67	3	0		2	R	8		\$700.00
	Exc Award (06/30/2018, 06/30/2019, 06/30/20																
96672	NORTH FORT MYERS NOON	03/17/2006	Active	21	6	3	3	16.67%	19	11	0			M,VP	0	90+ Days	
	Exc Award (06/30/2020)																
12652	NORTH PORT	11/23/1969	Active(1)	10	0	1	-1	-9.09%	13	54	0	1	None	P,S,T,M,VP SC	24+		
	Exc Award (06/30/2016, 06/30/2017)																
46705	PALM HARBOR #II	12/02/1986	Active(1)	19	0	0	0	0.00%	20		0			M,VP,SC	10		
12592	PLANT CITY	04/04/1929	Active	21	1	2	-1	-4.55%	21	16	2			IP SC	15		
	Exc Award (06/30/2018)																
131286	Port Charlotte Centennial	06/13/2017	Active	15	2	1	1	7.14%	14	7	1		2	N	1		\$100.00
	Exc Award (06/30/2020, 06/30/2021, 06/30/20																
12656	PUNTA GORDA	11/15/1966	Active	28	0	3	-3	-9.68%	33	22	2			N M,SC	0		\$1,000.00
	Exc Award (06/30/2017, 06/30/2020, 06/30/20																
12594	SAFETY HARBOR	04/03/1950	Active	15	0	5	-5	-25.00%	18	10	2			N	1		
	Exc Award (06/30/2020, 06/30/2024)																
12659	SANIBEL CAPTIVA ISLAND	08/23/1967	Active	14	0	3	-3	-17.65%	17	16	0		2	R	9		
12662	SARASOTA	12/18/1957	Active	15	1	0	1	7.14%	13		0			R M,SC	0		\$50.00
	Exc Award (06/30/2017)																
12664	SEBRING BREAKFAST	06/05/1973	Active	14	0	1	-1	-6.67%	15	0	5		3	R	24+		\$100.00
	Exc Award (06/30/2021)																
12595	ST PETERSBURG	02/06/1925	Active	68	1	1	0	0.00%	74	3	2		2	R SC	7		\$1,000.00
	Exc Award (06/30/2017, 06/30/2019, 06/30/20																
44830	SUN CITY CENTER/SOUTH SHORE	04/15/1985	Active	35	4	3	1	2.94%	31	7	0			N SC	1		\$3,550.00
	Exc Award (06/30/2017, 06/30/2023, 06/30/20																



## Club Health Assessment for District 35 I through January 2025

			Status	Membership							Reports					Finance	LCIF
Club Number	Club Name	Charter Date		Current Member Count	YTD Members Added	YTD Members Dropped	YTD Net Growth	YTD Net Growth%	Member Count 12 Months Ago	Avg. length of service for dropped members	Months Since Last MMR ***	Yrs. Since Last Officer Report	President Rotation	Vice President Reported ****	Months Since Last Activity Report ***	Account Balance	Donations for current Fiscal Year
			Number of times on status quo within last two years	If below 15 members appears				If net loss is greater than 20% appears			If no report in 3 months appears in	When more than one year appears in	Number of repeat terms	Notes the officers that do not have an active	If no report at 12 months appears in red		
12604	TAMPA DOWNTOWN	02/19/1924	Active	26	0	0	0	0.00%	22		6		3	R	M,SC	24+	
	Exc Award (06/30/2017)																
121885	Tampa North	04/18/2014	Active	20	0	0	0	0.00%	20		18	1	None		P,S,T,M,VP SC	24+	
12669	VENICE	06/10/1947	Active	64	0	2	-2	-3.03%	66	14	1			N	SC	2	\$885.51
	Exc Award (06/30/2016, 06/30/2017, 06/30/2018)																
12671	WAUCHULA	08/12/1927	Active(1)	27	0	0	0	0.00%	31		1			N	S,M,VP,SC	11	
117162	WESLEY CHAPEL LIONS	06/13/2012	Active	15	0	0	0	0.00%	21		3		2	R		0	
	Exc Award (06/30/2016, 06/30/2018, 06/30/2019)																
12616	ZEPHYRHILLS	03/18/1943	Active	46	14	5	9	24.32%	44	5	0			R		0	\$1,750.00
	Exc Award (06/30/2016, 06/30/2017, 06/30/2018)																

Clubs Cancelled Previous Fiscal Year – Clubs Cancelled within last 12 months may be reinstated

Club Number	Club Name	Charter Date	Current Status*	Cancellation Date
128945	BONITA SPRINGS COMMUNITY	09/22/2016	Cancelled(8*)	06/29/2024
12599	SEMINOLE	10/26/1965	Cancelled(6*)	07/29/2023
12612	TAMPA YBOR CITY	02/27/1951	Cancelled(8*)	12/29/2023

Current Total Clubs Count	YTD New Clubs Count	YTD Cancelled Clubs Count	YTD Net Club Gain	Current Total Members Count	YTD Add	YTD Drop	YTD Net Growth	YTD Net Growth %	Member Count 12 Months Ago	Average Member Count Per Club	% of Clubs with less than 20 members	% No MMR in 3 Months	% No Officer Report in 12 Months	% of Clubs with balance 90+ days	Number of Clubs in Status Quo	% Status Quo Clubs in Financial Suspension	Number of Cancelled Clubs	Average Cancelled Club Age	Members Lost Due to Cancellation	% of Clubs Cancelled for Non-Financial Reasons
38	0	0	0	1,038	98	81	17	1.67%	1,056	27	42%	34%	8%	3%	0	0%	0	0	0	0%

\* - P - Priority Club. Cancellation Reasons: 1-Objectives/conduct, 2-Non-active club, 5-Non-existing club, 6-Disbanding, 7-Merger, 8-Financial Suspension, 9-District/Multiple District Dues.

\*\* - Abbreviation: P-President, S-Secretary, T-Treasurer, M-Member Chairperson, VP-First Vice President, MC-Communications Chairperson, SC-Service Chairperson

\*\*\* - Abbreviation: N/R - Never reported using the Lions Clubs website, N/A - Not applicable, No password registered for the Lions Clubs website.

\*\*\*\* - Abbreviation: N - New, IP - Immediate Past, R - Repeat.



# Club Health Assessment for District 35 O through January 2025

			Status	Membership							Reports					Finance		LCIF
Club Number	Club Name	Charter Date		Current Member Count	YTD Members Added	YTD Members Dropped	YTD Net Growth	YTD Net Growth%	Member Count 12 Months Ago	Avg. length of service for dropped members	Months Since Last MMR ***	Yrs. Since Last Officer Report	President Rotation	Vice President Reported ****	Months Since Last Activity Report ***	Account Balance	Donations for current Fiscal Year	
			Number of times on status quo within last two years	If below 15 members appears				If net loss is greater than 20% appears			If no report in 3 months appears in	When more than one year appears in	Number of repeat terms	Notes the officers that do not have an active	If no report at 12 months appears in red			
Clubs more than two years old																		
123529	Auburndale/Polk County	11/17/2014	Active	29	2	1	1	3.57%	29	2	1		2	N	5		\$50.00	
12567	BEVERLY HILLS	09/05/1967	Active	23	10	2	8	53.33%	13	4	0			M,VP,SC	0			
12516	CLERMONT MINNEOLA L C	03/29/1949	Active	10	0	1	-1	-9.09%	21	1	1			S,M,VP,SC	24+		\$2,000.00	
	Exc Award (06/30/2020)																	
12575	CRYSTAL RIVER	03/04/1953	Active	12	0	0	0	0.00%	12		16		8	R	VP,SC	24+		
58391	CRYSTAL RIVER KINGS BAY	06/07/1996	Active	17	5	0	5	41.67%	13		5		5	R	M,VP	1	\$850.00	
	Exc Award (06/30/2018, 06/30/2019, 06/30/2020)																	
12625	CYPRESS GARDENS	12/15/1967	Active	12	0	0	0	0.00%	11		7		4	R	VP,SC	0	\$50.00	
39038	DAVENPORT	11/28/1980	Active	19	3	1	2	11.76%	18	16	0			IP	1		\$70.00	
	Exc Award (06/30/2016)																	
128843	Daytona Halifax Area	09/06/2016	Active	14	4	0	4	40.00%	8		0		2	R	M,VP,SC	0	90+ Days \$1,000.00	
	Exc Award (06/30/2024)																	
12522	DELAND	04/10/1939	Active(2)	5	0	0	0	0.00%	5		5		None		P,S,M,VP,SC	24+		
152836	Eastport	11/03/2022	Active	54	15	5	10	22.73%	46	1	0		3	N	SC	0	\$500.00	
	Exc Award (06/30/2023, 06/30/2024)																	
12578	FLORAL CITY	06/16/1953	Active	12	0	3	-3	-20.00%	17	22	2		3	R	M,SC	2		
12530	FRUITLAND PARK	08/19/1954	Active	20	0	3	-3	-13.04%	24	4	5			N	M,SC	0		
	Exc Award (06/30/2022)																	
29796	HIGH POINT	09/30/1974	Active	33	4	7	-3	-8.33%	37	11	1			N	SC	0	\$1,125.00	
	Exc Award (06/30/2018)																	
12582	HOMOSASSA	04/30/1970	Active	68	4	8	-4	-5.56%	74	7	0			R		0	\$2,400.00	
	Exc Award (06/30/2016, 06/30/2017, 06/30/2020)																	
12487	INGLIS YANKEETOWN	05/24/1971	Active	18	4	5	-1	-5.26%	28	11	0		2	R	SC	1		
	Exc Award (06/30/2018, 06/30/2023)																	
31924	INVERNESS	03/30/1976	Active	17	2	4	-2	-10.53%	17	13	0			N		0		
12637	KATHLEEN	03/12/1953	Active	42	3	6	-3	-6.67%	47	4	0			IP	SC	3		
12533	KISSIMMEE	03/21/1939	Active	23	0	0	0	0.00%	23		3	1	None		P,S,T,M,VP SC	13		






# Club Health Assessment for District 35 O through January 2025

			Status	Membership							Reports					Finance		LCIF
Club Number	Club Name	Charter Date		Current Member Count	YTD Members Added	YTD Members Dropped	YTD Net Growth	YTD Net Growth%	Member Count 12 Months Ago	Avg. length of service for dropped members	Months Since Last MMR ***	Yrs. Since Last Officer Report	President Rotation	Vice President Reported ****	Months Since Last Activity Report ***	Account Balance	Donations for current Fiscal Year	
			Number of times on status quo within last two years	If below 15 members appears				If net loss is greater than 20% appears			If no report in 3 months appears in	When more than one year appears in	Number of repeat terms	Notes the officers that do not have an active	If no report at 12 months appears in red			
Exc Award (06/30/2017)																		
47000	LADY LK ORANGE BLOSSOM GARDENS	03/02/1987	Active	94	14	27	-13	-12.15%	95	10	1		2	R	1		\$350.00	
Exc Award (06/30/2019, 06/30/2022)																		
12639	LAKE ALFRED	10/30/1945	Active	32	8	3	5	18.52%	24	14	0			N	0			
Exc Award (06/30/2016, 06/30/2018)																		
100760	LAKE SUMTER	12/06/2007	Active	67	1	3	-2	-2.90%	75	5	1			N	M,SC	5	\$150.00	
Exc Award (06/30/2017, 06/30/2020, 06/30/20)																		
32727	LAKELAND NORTH LAKELAND	09/07/1976	Active	28	0	0	0	0.00%	32		8		4	R	P,M,SC	2		
12537	LOCKHART	09/30/1954	Active	12	0	0	0	0.00%	13		7	1	None		P,S,T,M,VP SC	N/R		
12540	MOUNT DORA	03/03/1939	Active	25	4	1	3	13.64%	22	4	1			N	M,SC	4		
Exc Award (06/30/2020)																		
12541	NEW SMYRNA BEACH	01/27/1947	Active	3	0	0	0	0.00%	3		10		5		T,M,VP,SC	0	\$25.00	
12545	OCOEE	11/15/1948	Active(1)	22	2	0	2	10.00%	18		1		4	N	M	0		
12546	ORANGE CITY	11/11/1953	Active	13	0	0	0	0.00%	14		7		None		P,S,T,M,VP SC	24+		
12549	ORLANDO COLLEGE PARK	04/20/1950	Active	13	0	0	0	0.00%	17		7		3		P,M,VP,SC	0		
61974	ORLANDO HISPANIC	05/20/1999	Active(1)	0	0	12	-12	-100.00%	25	12	0		None		P,S,T,M,VP SC	17		
Exc Award (06/30/2019)																		
144012	Orlando International Film Festival	12/17/2020	Active	15	0	0	0	0.00%	15		31	1	None		P,S,T,M,VP SC	11	90+ Days	
130755	Orlando Knights Lions	04/27/2017	Active(1)	7	0	0	0	0.00%	12		11		None		P,S,T,M,VP SC	16	90+ Days	
12552	ORMOND BEACH	10/26/1954	Active	16	2	1	1	6.67%	23	32	0		2	R	S,SC	0		
Exc Award (06/30/2016, 06/30/2017, 06/30/20)																		
84490	ORMOND BY THE SEA	12/03/2004	Active	38	1	4	-3	-7.32%	39	7	0			IP	M,SC	0	\$1,475.00	
Exc Award (06/30/2017, 06/30/2018, 06/30/20)																		
63021	OVIEDO-WINTER SPRINGS L C	04/12/2000	Active	45	6	1	5	12.50%	35	0	0		2	N	SC	1	\$1,050.00	
Exc Award (06/30/2017, 06/30/2018, 06/30/20)																		
87965	PALM BAY PROGRESSIVE	05/03/2005	Active	6	0	0	0	0.00%	9		7		4		M,VP,SC	11		
12554	PALM COAST	11/06/1973	Active	25	3	1	2	8.70%	23	1	0			R		0	\$200.00	



## Club Health Assessment for District 35 O through January 2025

			Status	Membership							Reports					Finance		LCIF
Club Number	Club Name	Charter Date		Current Member Count	YTD Members Added	YTD Members Dropped	YTD Net Growth	YTD Net Growth%	Member Count 12 Months Ago	Avg. length of service for dropped members	Months Since Last MMR ***	Yrs. Since Last Officer Report	President Rotation	Vice President Reported ****	Months Since Last Activity Report ***	Account Balance	Donations for current Fiscal Year	
			Number of times on status quo within last two years	If below 15 members appears				If net loss is greater than 20% appears			If no report in 3 months appears in	When more than one year appears in	Number of repeat terms	Notes the officers that do not have an active	If no report at 12 months appears in red			
Exc Award (06/30/2022, 06/30/2023, 06/30/2024)																		
12555	PIERSON	01/17/1950	Active	32	0	0	0	0.00%	31		5		5	R	SC	16		
Exc Award (06/30/2020)																		
53155	PONCE INLET	05/28/1992	Active(1)	27	2	3	-1	-3.57%	27	13	1		7		M,VP,SC	1		
12709	ROCKLEDGE	12/08/1968	Active	9	0	0	0	0.00%	9		7		7	R		20		
Exc Award (06/30/2018)																		
12711	SATELLITE BEACH	03/29/1960	Active	50	3	3	0	0.00%	56	10	1			N	SC	1	\$700.00	
Exc Award (06/30/2016, 06/30/2017, 06/30/2024)																		
35548	SOUTH DAYTONA	05/02/1978	Active	33	2	2	0	0.00%	34	2	0		6	R	SC	0		
Exc Award (06/30/2019, 06/30/2024)																		
133516	Spring Hill Nature Coast	12/21/2017	Active	10	0	0	0	0.00%	10		12			N	M	5		
12562	TAVARES	08/19/1955	Active	28	0	6	-6	-17.65%	36	7	1			N	SC	15		
63534	VIERA	08/21/2000	Active	21	0	0	0	0.00%	21		9		5	R	SC	4		
Exc Award (06/30/2022)																		
103531	VOLUSIA COUNTY	09/04/2008	Active	6	0	0	0	0.00%	5		11	2	None		P,S,T,M,VP SC	4		
152158	West Volusia Action Team	10/17/2022	Active(1)	9	0	0	0	0.00%	6		5		2	R	S,M,SC	20		
46925	WILDWOOD SUMTER COUNTY 44	02/03/1987	Active	21	0	3	-3	-12.50%	25	17	1		11		P,T,M,VP,SC	10		

Clubs Cancelled Previous Fiscal Year – Clubs Cancelled within last 12 months may be reinstated

Club Number	Club Name	Charter Date	Current Status*	Cancellation Date
12523	DE LEON SPRINGS	11/22/1955	Cancelled(8*)	12/29/2023
12641	LAKELAND DIXIELAND	10/20/1955	Cancelled(7*)	10/29/2023

Current Total Clubs Count	YTD New Clubs Count	YTD Cancelled Clubs Count	YTD Net Club Gain	Current Total Members Count	YTD Add	YTD Drop	YTD Net Growth	YTD Net Growth %	Member Count 12 Months Ago	Average Member Count Per Club	% of Clubs with less than 20 members	% No MMR in 3 Months	% No Officer Report in 12 Months	% of Clubs with balance 90+ days	Number of Clubs in Status Quo	% Status Quo Clubs in Financial Suspension	Number of Cancelled Clubs	Average Cancelled Club Age	Members Lost Due to Cancellation	% of Clubs Cancelled for Non-Financial Reasons
47	0	0	0	1,135	104	116	-12	-1.05%	1,197	24	49%	43%	9%	6%	0	0%	0	0	0	0%



Club Health Assessment for District 35 O through January 2025

			Status	Membership							Reports					Finance	LCIF
Club Number	Club Name	Charter Date		Current Member Count	YTD Members Added	YTD Members Dropped	YTD Net Growth	YTD Net Growth%	Member Count 12 Months Ago	Avg. length of service for dropped members	Months Since Last MMR ***	Yrs. Since Last Officer Report	President Rotation	Vice President Reported ****	Months Since Last Activity Report ***	Account Balance	Donations for current Fiscal Year
			Number of times on status quo within last two years	If below 15 members appears				If net loss is greater than 20% appears			If no report in 3 months appears in	When more than one year appears in	Number of repeat terms	Notes the officers that do not have an active	If no report at 12 months appears in red		

\* - P - Priority Club. Cancellation Reasons: 1-Objectives/conduct, 2-Non-active club, 5-Non-existing club, 6-Disbanding, 7-Merger, 8-Financial Suspension, 9-District/Multiple District Dues.  
\*\* - Abbreviation: P-President, S-Secretary, T-Treasurer, M-Member Chairperson, VP-First Vice President, MC-Communications Chairperson, SC-Service Chairperson  
\*\*\* - Abbreviation: N/R - Never reported using the Lions Clubs website, N/A - Not applicable, No password registered for the Lions Clubs website.  
\*\*\*\* - Abbreviation: N - New, IP - Immediate Past, R - Repeat.



# Club Health Assessment for District 35 N through January 2025

			Status	Membership							Reports					Finance		LCIF
Club Number	Club Name	Charter Date		Current Member Count	YTD Members Added	YTD Members Dropped	YTD Net Growth	YTD Net Growth%	Member Count 12 Months Ago	Avg. length of service for dropped members	Months Since Last MMR ***	Yrs. Since Last Officer Report	President Rotation	Vice President Reported ****	Months Since Last Activity Report ***	Account Balance	Donations for current Fiscal Year	
			Number of times on status quo within last two years	If below 15 members appears				If net loss is greater than 20% appears			If no report in 3 months appears in	When more than one year appears in	Number of repeat terms	Notes the officers that do not have an active	If no report at 12 months appears in red			
Clubs less than two years old																		
171848	Miami Intercontinental	06/19/2024	Active	31	0	0	0	0.00%	0		7		None	P,S,T,M,VP SC	N/R			
156494	Miramar - First Haitian-American	12/04/2023	Active	40	0	0	0	0.00%	38		4		None	P,S,T,M,VP SC	12			
Clubs more than two years old																		
15803	ARUBA	09/23/1947	Active	64	0	0	0	0.00%	65		0			R SC	10		\$1,000.00	
Exc Award (06/30/2022, 06/30/2023, 06/30/20																		
131343	Aruba One Happy Island	06/16/2017	Active	24	0	6	-6	-20.00%	27	5	5		2	R	2	90+ Days		
Exc Award (06/30/2018, 06/30/2021, 06/30/20																		
12770	AVENTURA-NORTH MIAMI BEACH L C	11/02/1953	Active	19	1	2	-1	-5.00%	19	8	1		3	R	2		\$100.00	
Exc Award (06/30/2018)																		
12674	BOCA RATON	06/16/1947	Active(1)	19	1	4	-3	-13.64%	23	23	0		4	N	3		\$1,500.00	
15804	BONAIRE	02/02/1962	Active	19	2	2	0	0.00%	21	26	1			N	7			
127823	Broward Centennial	06/09/2016	Active	17	3	2	1	6.25%	17	1	4		3	R	0			
12677	CLEWISTON	06/02/1947	Cancelled(8*)	0	0	16	-16	-100.00%	19	23	1	1	None	P,S,T,M,VP SC	10	90+ Days	\$100.00	
118069	CORAL GABLES MERRICK	10/19/2012	Active	3	1	18	-17	-85.00%	18	4	0		2	N	14			
Exc Award (06/30/2021)																		
40424	CORAL WAY COLOMBIAN L C	10/05/1981	Active	16	2	4	-2	-11.11%	21	3	1		None	P,T,M,VP,SC	0			
15805	CURACAO	01/10/1946	Active	48	2	7	-5	-9.43%	52	12	1			R SC	5		\$490.00	
Exc Award (06/30/2023)																		
12732	DANIA BEACH	06/20/1947	Active	60	5	0	5	9.09%	78		0			M,VP,SC	0		\$1,050.00	
12681	DELRAY BEACH	02/07/1939	Active	12	1	1	0	0.00%	15	8	2		5	VP,SC	3			
Exc Award (06/30/2017)																		
12683	FORT LAUDERDALE	03/28/1935	Active	14	0	1	-1	-6.67%	17	40	1		None	P,S,M,VP	6			
Exc Award (06/30/2022)																		
12686	FORT PIERCE	05/23/1947	Active	34	1	0	1	3.03%	35		1		2	R S	0		\$8,550.00	
Exc Award (06/30/2018)																		
12725	FREEPORT	03/15/1966	Active	37	8	11	-3	-7.50%	41	3	1			N	1			



# Club Health Assessment for District 35 N through January 2025

			Status	Membership							Reports					Finance		LCIF
Club Number	Club Name	Charter Date		Current Member Count	YTD Members Added	YTD Members Dropped	YTD Net Growth	YTD Net Growth%	Member Count 12 Months Ago	Avg. length of service for dropped members	Months Since Last MMR ***	Yrs. Since Last Officer Report	President Rotation	Vice President Reported ****	Months Since Last Activity Report ***	Account Balance	Donations for current Fiscal Year	
			Number of times on status quo within last two years	If below 15 members appears				If net loss is greater than 20% appears			If no report in 3 months appears in	When more than one year appears in	Number of repeat terms	Notes the officers that do not have an active	If no report at 12 months appears in red			
Exc Award (06/30/2023, 06/30/2024)																		
125092	Freeport Grand Bahamas Lucayan	06/10/2015	Active(1)	15	0	0	0	0.00%	15		10			R	SC	2		
59584	HIALEAH PAN AMERICAN	05/23/1997	Active	28	1	0	1	3.70%	28		4			R	M,VP,SC	4		
Exc Award (06/30/2023)																		
130759	Hollywood	05/10/2017	Active(1)	22	16	4	12	120.00%	15	0	0		3	N	M,VP,SC	9		
57101	HOLLYWOOD COLOMBIAN-AMERICAN	06/08/1995	Active(1)	14	0	0	0	0.00%	14		5		2	R	T,SC	10		
Exc Award (06/30/2017, 06/30/2019)																		
98911	INDIANTOWN	03/26/2007	Active	3	0	0	0	0.00%	3		21	1	None		P,S,T,M,VP SC	15		
12744	KEY BISCAAYNE	09/11/1953	Active	9	1	3	-2	-18.18%	12	28	0			N	M,SC	15	\$2,000.00	
12745	KEY LARGO	05/22/1956	Active	4	0	0	0	0.00%	4		23		12	R	S,M,SC	15		
12746	KEY WEST	04/28/1938	Active(2)	17	0	0	0	0.00%	17		12		None		P,T,M,VP,SC	16		
12691	LAKE WORTH	04/17/1925	Active	14	1	2	-1	-6.67%	15	11	0		2	R	VP	2	\$44.00	
12749	MIAMI	04/23/1924	Active	18	1	4	-3	-14.29%	19	26	0				M,VP,SC	12		
12752	MIAMI BUENA VISTA-BILTMORE	03/11/1970	Active	27	2	6	-4	-12.90%	29	13	1		2	R	SC	0	\$1,200.00	
Exc Award (06/30/2019, 06/30/2024)																		
30261	MIAMI CUBAN	02/27/1975	Active	46	0	1	-1	-2.13%	54	9	0			N		0	\$450.00	
Exc Award (06/30/2023)																		
111682	MIAMI DADE INTERAMERICAN	07/20/2011	Active	28	1	0	1	3.70%	29		5		2	R	M	0	\$1,200.00	
Exc Award (06/30/2018, 06/30/2023, 06/30/2024)																		
115409	MIAMI FIVE STARS	10/27/2011	Active	20	4	4	0	0.00%	19	3	0				VP	0	\$1,020.00	
Exc Award (06/30/2016, 06/30/2020, 06/30/2024)																		
137624	Miami Fontainebleau	03/05/2019	Active(1)	19	0	0	0	0.00%	15		8	1	None		P,S,T,M,VP SC	24+		
111706	MIAMI GLOBAL COLOMBIAN	07/26/2011	Active	15	2	0	2	15.38%	13		3		2	R		0		
Exc Award (06/30/2024)																		
64931	MIAMI INTERAMERICAN ECUADOR	01/23/2002	Active	10	2	2	0	0.00%	10	5	1		8	R		0		
Exc Award (06/30/2019)																		



# Club Health Assessment for District 35 N through January 2025

			Status	Membership							Reports					Finance		LCIF
Club Number	Club Name	Charter Date		Current Member Count	YTD Members Added	YTD Members Dropped	YTD Net Growth	YTD Net Growth%	Member Count 12 Months Ago	Avg. length of service for dropped members	Months Since Last MMR ***	Yrs. Since Last Officer Report	President Rotation	Vice President Reported ****	Months Since Last Activity Report ***	Account Balance	Donations for current Fiscal Year	
			Number of times on status quo within last two years	If below 15 members appears				If net loss is greater than 20% appears			If no report in 3 months appears in	When more than one year appears in	Number of repeat terms	Notes the officers that do not have an active	If no report at 12 months appears in red			
53074	MIAMI KENDALL WEST	05/12/1992	Active	6	0	1	-1	-14.29%	5	25	2		2	T,M,VP,SC	5			
	Exc Award (06/30/2017)																	
138705	Miami Kingdom	06/20/2019	Active(3)	16	0	0	0	0.00%	16		12	1	None	P,S,T,M,VP SC	17			
12759	MIAMI LAKES	02/25/1964	Active	10	0	1	-1	-9.09%	11	50	0		6	R	14		\$3,000.00	
60729	MIAMI LAUTARO CHILEAN	05/07/1998	Cancelled(8*)	0	0	12	-12	-100.00%	12	15	1	1	None	P,S,T,M,VP SC	24+	90+ Days		
44290	MIAMI MANAGUA	10/22/1984	Active	17	2	3	-1	-5.56%	18	2	1		2		0			
124790	Miami Medical	05/08/2015	Active(3)	20	0	0	0	0.00%	20		2		None	P,S,M,VP,SC	13			
107820	MIAMI PERUVIAN	03/16/2010	Active	12	1	0	1	9.09%	16		6		None	P,T,M,VP,SC	15			
12736	MIAMI SPRINGS	03/31/1937	Active	74	3	1	2	2.78%	69	3	0		5	R	1			
	Exc Award (06/30/2018, 06/30/2022, 06/30/20)																	
125641	Miami United World	08/18/2015	Active	14	2	1	1	7.69%	13	1	1		7	N	15		\$110.00	
133326	PEMBROKE PINES WESTON MIRAMAR	12/06/2017	Active	18	6	2	4	28.57%	13	25	0			IP	0		\$200.00	
12772	PERRINE CUTLER RIDGE L C	03/31/1954	Active	5	0	0	0	0.00%	5		11		9		N/R			
64896	PORT ST LUCIE DOWNTOWN	01/02/2002	Active	55	9	0	9	19.57%	43		0			R	0		\$1,320.00	
	Exc Award (06/30/2024)																	
57281	PORT ST LUCIE WEST	08/01/1995	Active	28	5	4	1	3.70%	25	7	0			N	9		\$1,000.00	
12713	SEBASTIAN	09/06/1958	Active	18	1	0	1	5.88%	16		4				1			
108928	SOUTH FLORIDA MARITIME	07/16/2010	Active	16	1	1	0	0.00%	16	12	2		5	R	15			
12757	SUNNY ISLES BEACH	06/30/1950	Active	11	0	0	0	0.00%	11		9	1	None	P,S,T,M,VP SC	15		\$50.00	
12763	WEST MIAMI SUNSHINE	01/04/1956	Active	22	0	3	-3	-12.00%	21	22	3		2	N	13	90+ Days		
12720	WEST PALM BEACH WELLINGTON	03/26/1924	Active	12	3	3	0	0.00%	13	14	2		9	R	13			

Clubs Cancelled Previous Fiscal Year – Clubs Cancelled within last 12 months may be reinstated

Club Number	Club Name	Charter Date	Current Status*	Cancellation Date
151943	Coral Gable Bryans Special Needs	08/15/2022	Cancelled(6*)	04/29/2024



## Club Health Assessment for District 35 N through January 2025

INTERNATIONAL

Club Number	Club Name	Charter Date	Status	Membership								Reports				Finance		LCIF		
				Current Member Count	YTD Members Added	YTD Members Dropped	YTD Net Growth	YTD Net Growth%	Member Count 12 Months Ago	Avg. length of service for dropped members	Months Since Last MMR ***	Yrs. Since Last Officer Report	President Rotation	Vice President Reported ****	Months Since Last Activity Report ***	Account Balance	Donations for current Fiscal Year			
			Number of times on status quo within last two years	If below 15 members appears				If net loss is greater than 20% appears			If no report in 3 months appears in	When more than one year appears in	Number of repeat terms	Notes the officers that do not have an active	If no report appears in 12 months red					
149728	Miami Ambassador	02/22/2022	Cancelled(8*)	12/29/2023																
150607	Miami Dade County	04/25/2022	Cancelled(8*)	02/29/2024																
154979	Miami European American	06/30/2023	Cancelled(8*)	06/29/2024																
35354	MOORE HAVEN	04/14/1978	Cancelled(8*)	06/29/2024																
Current Total Clubs Count	YTD New Clubs Count	YTD Cancelled Clubs Count	YTD Net Club Gain	Current Total Members Count	YTD Add	YTD Drop	YTD Net Growth	YTD Net Growth %	Member Count 12 Months Ago	Average Member Count Per Club	% of Clubs with less than 20 members	% No MMR in 3 Months	% No Officer Report in 12 Months	% of Clubs with balance 90+ days	Number of Clubs in Status Quo	% Status Quo Clubs in Financial Suspension	Number of Cancelled Clubs	Average Cancelled Club Age	Members Lost Due to Cancellation	% of Clubs Cancelled for Non-Financial Reasons
50	0	2	-2	1,120	91	132	-41	-3.53%	1,160	22	62%	38%	8%	4%	0	0%	2	78	28	-200%

\* - P - Priority Club. Cancellation Reasons: 1-Objectives/conduct, 2-Non-active club, 5-Non-existing club, 6-Disbanding, 7-Merger, 8-Financial Suspension, 9-District/Multiple District Dues.

\*\* - Abbreviation: P-President, S-Secretary, T-Treasurer, M-Member Chairperson, VP-First Vice President, MC-Communications Chairperson, SC-Service Chairperson

\*\*\* - Abbreviation: N/R - Never reported using the Lions Clubs website, N/A - Not applicable, No password registered for the Lions Clubs website.

\*\*\*\* - Abbreviation: N - New, IP - Immediate Past, R - Repeat.



# Club Health Assessment for District 51 O through January 2025

			Status	Membership							Reports					Finance		LCIF
Club Number	Club Name	Charter Date		Current Member Count	YTD Members Added	YTD Members Dropped	YTD Net Growth	YTD Net Growth%	Member Count 12 Months Ago	Avg. length of service for dropped members	Months Since Last MMR ***	Yrs. Since Last Officer Report	President Rotation	Vice President Reported ****	Months Since Last Activity Report ***	Account Balance	Donations for current Fiscal Year	
			Number of times on status quo within last two years	If below 15 members appears				If net loss is greater than 20% appears			If no report in 3 months appears in	When more than one year appears in	Number of repeat terms	Notes the officers that do not have an active	If no report at 12 months appears in red			
Clubs less than two years old																		
154641	Aguadilla - Universitario Interamerica Recinto de Exc Award (06/30/2024)	06/02/2023	Active	25	13	14	-1	-3.85%	26	1	1			N	8			
179339	Quebradillas "Angel L. Saavedra Hernandez"	11/22/2024	Newly Chartered	28	28	0	28	100.00%	0		0			M,VP,SC	N/R			
154965	Universidad Interamericana San German	06/30/2023	Active	40	13	15	-2	-4.76%	42	1	1			VP	N/A			
153871	Universitario Interamericana Recinto de Ponce Leones	03/31/2023	Active	31	7	9	-2	-6.06%	30	2	2		N	M,VP,SC	N/A			
Clubs more than two years old																		
14374	AGUADILLA Exc Award (06/30/2016)	04/17/1938	Cancelled(8*)	0	0	21	-21	-100.00%	21	26	9	1	None	P,S,T,M,VP SC	24+	90+ Days		
127633	Aguadilla Damas Leones Civicas Exc Award (06/30/2017, 06/30/2018, 06/30/20)	05/23/2016	Active	22	0	2	-2	-8.33%	24	2	4			M,VP	11		\$322.00	
77940	AGUADILLA EN RAMEY Exc Award (06/30/2016, 06/30/2017, 06/30/20)	12/11/2003	Active	23	0	0	0	0.00%	28		6		2	N	2		\$1,200.00	
122862	Añasco Diego Salcedo Exc Award (06/30/2016, 06/30/2017, 06/30/20)	08/07/2014	Active	29	1	0	1	3.57%	28		6			N	SC	11	\$800.00	
109633	AÑASCO LA PAZ Exc Award (06/30/2018, 06/30/2021, 06/30/20)	11/09/2010	Active	19	2	0	2	11.76%	23		3		2	N	M	4		
14377	ARECIBO CAPITAN CORREA Exc Award (06/30/2016, 06/30/2017, 06/30/20)	12/03/1970	Active	29	0	1	-1	-3.33%	30	12	1		2		M,VP,SC	1	\$40.00	
14376	Arecibo Carlos B. Esteva Mersch Exc Award (06/30/2019, 06/30/2021, 06/30/20)	06/14/1938	Active	36	2	4	-2	-5.26%	36	6	4		2		VP,SC	3		
33215	ARECIBO SANTANA Exc Award (06/30/2021, 06/30/2023, 06/30/20)	01/10/1977	Active	19	0	1	-1	-5.00%	20	4	3			IP	M,SC	4		
105012	ARECIBO UNIVERSIDAD DE PUERTO RICO Exc Award (06/30/2016, 06/30/2017, 06/30/20)	04/02/2009	Active(1)	9	0	0	0	0.00%	3		8		2	N	P,M,SC	24+		
14381	CABO ROJO LUIS CARLO AYMAT	06/18/1940	Active	72	7	1	6	9.09%	67	0	0		2	R	0		\$2,810.00	





# Club Health Assessment for District 51 O through January 2025

			Status	Membership							Reports					Finance		LCIF
Club Number	Club Name	Charter Date		Current Member Count	YTD Members Added	YTD Members Dropped	YTD Net Growth	YTD Net Growth%	Member Count 12 Months Ago	Avg. length of service for dropped members	Months Since Last MMR ***	Yrs. Since Last Officer Report	President Rotation	Vice President Reported ****	Months Since Last Activity Report ***	Account Balance	Donations for current Fiscal Year	
			Number of times on status quo within last two years	If below 15 members appears					If net loss is greater than 20% appears			If no report in 3 months appears in	When more than one year appears in	Number of repeat terms	Notes the officers that do not have an active	If no report at 12 months appears in red		
Exc Award (06/30/2020, 06/30/2021, 06/30/2022)			Active	38	5	0	5	15.15%	34		2			N	1		\$50.00	
14395	CAMUY	04/04/1960																
Exc Award (06/30/2018, 06/30/2020, 06/30/2022)			Active	61	2	0	2	3.39%	59		5		3	R	SC	4	\$100.00	
14372	DR ROSENDO E MTNZ DE ADJUNTAS	04/16/1946																
Exc Award (06/30/2024)			Active	42	4	2	2	5.00%	38	5	1			N	1			
14459	Guánica Ensenada "Wilfredo Rodríguez Vázquez"	05/08/1954																
Exc Award (06/30/2017, 06/30/2018, 06/30/2022)			Active	89	4	0	4	4.71%	78		1			R	SC	0		
14461	GUAYANILLA HERMINIO ARZOLA	12/23/1946																
Exc Award (06/30/2018, 06/30/2019, 06/30/2022)			Active	46	2	1	1	2.22%	36	22	1		None	N	P,T,SC	0	\$890.00	
14396	HORMIGUEROS	01/02/1962																
Exc Award (06/30/2016, 06/30/2017, 06/30/2022)			Cancelled(8*)	0	0	6	-6	-100.00%	14	26	6	1	None		P,S,T,M,VP SC	12	90+ Days	
14397	HORMIGUEROS VALLE HERMOSO	02/15/1970																
Exc Award (06/30/2018)			Active	78	0	0	0	0.00%	76		6		2	N	M,SC	1	\$200.00	
14398	ISABELA	04/14/1946																
Exc Award (06/30/2017, 06/30/2018, 06/30/2022)			Active	22	0	5	-5	-18.52%	26	4	3			N	M,SC	4		
14402	JAYUYA	11/06/1955																
Exc Award (06/30/2022, 06/30/2023)			Active	35	0	0	0	0.00%	33		7				VP	9	\$204.00	
32216	JOSÉ A TONY MÉNDEZ PONCE PLAYA	05/13/1976																
Exc Award (06/30/2017, 06/30/2018, 06/30/2022)			Active	15	4	3	1	7.14%	11	3	1		2	N	VP,SC	13	\$150.00	
146359	Juana Diaz	06/07/2021																
Exc Award (06/30/2022)			Active	43	5	1	4	10.26%	42	63	3			N	SC	5	\$830.00	
14404	LAJAS GERON IRIZARRY	08/01/1953																
Exc Award (06/30/2017, 06/30/2018, 06/30/2022)			Active	32	0	0	0	0.00%	32		6			N	VP,SC	6		
150925	Lares	05/31/2022																
Exc Award (06/30/2019, 06/30/2021, 06/30/2022)			Active	46	8	0	8	21.05%	34		1			N	SC	7	\$250.00	
14407	LAS MARIAS PEDRO AVILA FIGUERO	06/03/1965																
Exc Award (06/30/2019, 06/30/2021, 06/30/2022)			Active	16	0	0	0	0.00%	16		8			N	P,T	23		
14411	MARICAO	05/07/1950																
Exc Award (06/30/2017, 06/30/2019, 06/30/2022)																		



# Club Health Assessment for District 51 O through January 2025

			Status	Membership							Reports					Finance		LCIF
Club Number	Club Name	Charter Date		Current Member Count	YTD Members Added	YTD Members Dropped	YTD Net Growth	YTD Net Growth%	Member Count 12 Months Ago	Avg. length of service for dropped members	Months Since Last MMR ***	Yrs. Since Last Officer Report	President Rotation	Vice President Reported ****	Months Since Last Activity Report ***	Account Balance	Donations for current Fiscal Year	
			Number of times on status quo within last two years	If below 15 members appears					If net loss is greater than 20% appears				If no report in 3 months appears in	When more than one year appears in	Number of repeat terms	Notes the officers that do not have an active	If no report at 12 months appears in red	
14412	MAYAGUEZ	03/09/1937	Active	28	0	0	0	0.00%	28		8		2	R	SC	6		
Exc Award (06/30/2017, 06/30/2019, 06/30/20																		
66458	MAYAGUEZ DAMAS LEONES-HILDA GARCÍA DE	06/28/2002	Active	45	4	12	-8	-15.09%	53	8	0			N		0		\$850.00
Exc Award (06/30/2016, 06/30/2017, 06/30/20																		
138227	Mayagüez Nuevas Voces	06/20/2019	Active	56	7	3	4	7.69%	52	3	1			N	SC	1	90+ Days	\$250.00
Exc Award (06/30/2020, 06/30/2022, 06/30/20																		
14414	MAYAGUEZ VISTA VERDE	03/02/1970	Active	44	8	0	8	22.22%	38		0			N		1		\$550.00
Exc Award (06/30/2016, 06/30/2017, 06/30/20																		
14415	MOCA	11/06/1961	Active	37	0	0	0	0.00%	36		5			N		0		
Exc Award (06/30/2018, 06/30/2019, 06/30/20																		
14476	PENUELAS	10/18/1964	Active	74	8	0	8	12.12%	65		1		2	R		2		
Exc Award (06/30/2017, 06/30/2019, 06/30/20																		
105014	PENUELAS FLAMBOYAN	03/23/2009	Active	34	0	0	0	0.00%	37		8		2	N		0		\$450.00
Exc Award (06/30/2018, 06/30/2019, 06/30/20																		
14477	PONCE	02/03/1937	Active	71	4	3	1	1.43%	66	10	0			N	SC	2		\$1,000.00
Exc Award (06/30/2018, 06/30/2019, 06/30/20																		
14478	PONCE BARAMAYA	04/17/1972	Active	46	1	4	-3	-6.12%	43	2	2			N		2		
Exc Award (06/30/2016, 06/30/2017, 06/30/20																		
102361	PONCE MANOS QUE TRABAJAN	06/11/2008	Active	25	0	3	-3	-10.71%	26	2	2		2	N	M	1		
Exc Award (06/30/2020, 06/30/2021, 06/30/20																		
14480	PONCE MIGUEL POU	10/30/1969	Active	13	1	1	0	0.00%	13	0	3		2	R	VP	5		
Exc Award (06/30/2017, 06/30/2020)																		
131139	Ponce Señorial	06/08/2017	Active	17	0	0	0	0.00%	17		10		5	N		8		\$300.00
Exc Award (06/30/2018, 06/30/2021)																		
78500	RINCON	03/03/2004	Active	14	0	10	-10	-41.67%	24	5	1				M,VP,SC	2		
Exc Award (06/30/2017, 06/30/2020, 06/30/20																		
14425	SABANA GRANDE	04/02/1954	Active	79	0	6	-6	-7.06%	83	5	1		2	R	SC	2		\$250.00
Exc Award (06/30/2017, 06/30/2018, 06/30/20																		



## Club Health Assessment for District 51 O through January 2025

			Status		Membership						Reports					Finance		LCIF		
Club Number	Club Name	Charter Date			Current Member Count	YTD Members Added	YTD Members Dropped	YTD Net Growth	YTD Net Growth%	Member Count 12 Months Ago	Avg. length of service for dropped members	Months Since Last MMR ***	Yrs. Since Last Officer Report	President Rotation	Vice President Reported ****	Months Since Last Activity Report ***	Account Balance	Donations for current Fiscal Year		
			Number of times on status quo within last two years		If below 15 members appears				If net loss is greater than 20% appears			If no report in 3 months appears in	When more than one year appears in	Number of repeat terms		Notes the officers that do not have an active	If no report at 12 months appears in red			
32613	SAN ANTONIO MIGUEL A. "MICKEY" RIVERA Exc Award (06/30/2019, 06/30/2020, 06/30/20	07/14/1976	Active		22	0	0	0	0.00%	21		6			IP	P,S,M,SC	11		\$840.00	
14426	SAN GERMÁN ALFREDO VIVONI ACOSTA Exc Award (06/30/2017, 06/30/2019, 06/30/20	02/03/1938	Active		84	8	8	0	0.00%	83	8	2			R		2		\$1,385.80	
52919	SAN GERMAN PORTA COELI Exc Award (06/30/2017, 06/30/2018, 06/30/20	04/09/1992	Active		39	1	0	1	2.63%	37		1			N	SC	2			
14430	SAN SEBASTIAN Exc Award (06/30/2016, 06/30/2017, 06/30/20	10/09/1943	Active		82	4	9	-5	-5.75%	87	15	1		2	N	SC	2		\$1,000.00	
110975	UNIVERSITARIO PONCE PUCPR Exc Award (06/30/2017, 06/30/2021)	04/29/2011	Active		2	1	3	-2	-50.00%	8	2	1		None		P,S,T,M,VP SC	13			
14435	Utua do Ramón Aníbal Pérez Ramírez Exc Award (06/30/2017, 06/30/2018, 06/30/20	07/23/1938	Active		46	2	5	-3	-6.12%	44	6	1			N		0		\$500.00	
14501	VILLALBA Exc Award (06/30/2019, 06/30/2021, 06/30/20	11/09/1955	Active		45	2	0	2	4.65%	40		3			N	SC	1	90+ Days	\$300.00	
14503	YAUCO RUBÉN ROURA TORRES Exc Award (06/30/2020, 06/30/2022)	12/02/1937	Active		56	0	0	0	0.00%	57		10		None	N	P,SC	4			
Current Total Clubs Count	YTD New Clubs Count	YTD Cancelled Clubs Count	YTD Net Club Gain	Current Total Members Count	YTD Add	YTD Drop	YTD Net Growth	YTD Net Growth %	Member Count 12 Months Ago	Average Member Count Per Club	% of Clubs with less than 20 members	% No MMR in 3 Months	% No Officer Report in 12 Months	% of Clubs with balance 90+ days	Number of Clubs in Status Quo	% Status Quo Clubs in Financial Suspension	Number of Cancelled Clubs	Average Cancelled Club Age	Members Lost Due to Cancellation	% of Clubs Cancelled for Non-Financial Reasons
48	1	2	-1	1,904	158	153	5	0.26%	1,865	40	19%	46%	0%	4%	0	0%	2	71	27	0%

\* - P - Priority Club. Cancellation Reasons: 1-Objectives/conduct, 2-Non-active club, 5-Non-existing club, 6-Disbanding, 7-Merger, 8-Financial Suspension, 9-District/Multiple District Dues.


\*\* - Abbreviation: P-President, S-Secretary, T-Treasurer, M-Member Chairperson, VP-First Vice President, MC-Communications Chairperson, SC-Service Chairperson

\*\*\* - Abbreviation: N/R - Never reported using the Lions Clubs website, N/A - Not applicable, No password registered for the Lions Clubs website.

\*\*\*\* - Abbreviation: N - New, IP - Immediate Past, R - Repeat.



# Club Health Assessment for District 51 E through January 2025

			Status	Membership							Reports					Finance		LCIF
Club Number	Club Name	Charter Date		Current Member Count	YTD Members Added	YTD Members Dropped	YTD Net Growth	YTD Net Growth%	Member Count 12 Months Ago	Avg. length of service for dropped members	Months Since Last MMR ***	Yrs. Since Last Officer Report	President Rotation	Vice President Reported ****	Months Since Last Activity Report ***	Account Balance	Donations for current Fiscal Year	
			Number of times on status quo within last two years	If below 15 members appears			If net loss is greater than 20% appears				If no report in 3 months appears in	When more than one year appears in	Number of repeat terms	Notes the officers that do not have an active		If no report at 12 months appears in red		
Clubs more than two years old																		
35362	BAIROA PARK L C	04/14/1978	Active	14	0	0	0	0.00%	14		15	1	None	P,S,T,M,VP SC	24+			
Exc Award (06/30/2016)																		
14443	CAGUAS	02/26/1945	Active	59	2	7	-5	-7.81%	59	4	2		2	N	SC	2	\$600.00	
Exc Award (06/30/2016, 06/30/2018, 06/30/2019)																		
30159	CAGUAS/VILLA BLANCA	01/31/1975	Active	13	0	0	0	0.00%	13		10		9	R	VP	11		
Exc Award (06/30/2019)																		
14446	CAROLINA COUNTRY CLUB	11/11/1969	Active	17	0	1	-1	-5.56%	18	27	4			N	SC	3		
Exc Award (06/30/2016, 06/30/2019)																		
58111	CAROLINA JULIA DE BURGOS	04/01/1996	Active	7	0	0	0	0.00%	7		12		8		P,T,M,VP,SC	13	90+ Days	
Exc Award (06/30/2017, 06/30/2024)																		
14458	FAJARDO	12/20/1960	Active	37	0	0	0	0.00%	32		6		2	R	T,SC	2	90+ Days	
Exc Award (06/30/2018, 06/30/2019, 06/30/2020)																		
44023	FREDERIKSTED U S V I	06/22/1984	Active	16	0	0	0	0.00%	16		8			IP	SC	7		
14462	GURABO	09/30/1964	Active	22	8	0	8	57.14%	16		0			N	SC	1		
Exc Award (06/30/2016)																		
14463	HATO REY	05/24/1955	Active	46	1	16	-15	-24.59%	49	9	0			R	SC	0	\$10.00	
Exc Award (06/30/2016, 06/30/2018, 06/30/2019)																		
14467	JUNCOS	11/20/1946	Active	54	4	10	-6	-10.00%	31	11	1		4	N	SC	4	90+ Days	
Exc Award (06/30/2017, 06/30/2019, 06/30/2020)																		
14469	LOIZA	10/15/1969	Active	19	0	1	-1	-5.00%	20	54	10		2	N	P,T,M	1		
Exc Award (06/30/2017, 06/30/2020, 06/30/2021)																		
14470	LUQUILLO	05/19/1969	Active(1)	9	0	0	0	0.00%	4		7	1	None	P,S,T,M,VP SC	24+			
Exc Award (06/30/2016, 06/30/2017, 06/30/2020)																		
14471	MAUNABO	04/17/1972	Active	17	0	0	0	0.00%	18		8		5	IP	S,T,SC	14	90+ Days	
141947	Puerto Rico Mujeres Líderes Cibernética	06/30/2020	Cancelled(8*)	0	0	10	-10	-100.00%	10	3	1	1	None	P,S,T,M,VP SC	24+	90+ Days		
Exc Award (06/30/2021)																		
14465	RAFAEL M. CARRILLO L C	11/21/1947	Active	10	0	0	0	0.00%	10		1		9	R	M,VP,SC	24+		



## Club Health Assessment for District 51 E through January 2025

			Status	Membership							Reports					Finance		LCIF
Club Number	Club Name	Charter Date		Current Member Count	YTD Members Added	YTD Members Dropped	YTD Net Growth	YTD Net Growth%	Member Count 12 Months Ago	Avg. length of service for dropped members	Months Since Last MMR ***	Yrs. Since Last Officer Report	President Rotation	Vice President Reported ****	Months Since Last Activity Report ***	Account Balance	Donations for current Fiscal Year	
			Number of times on status quo within last two years	If below 15 members appears				If net loss is greater than 20% appears			If no report in 3 months appears in	When more than one year appears in	Number of repeat terms	Notes the officers that do not have an active	If no report at 12 months appears in red			
14482	RIO PIEDRAS	08/09/1938	Active	21	0	2	-2	-8.70%	19	29	0		2	N	M,SC	6		
	Exc Award (06/30/2016, 06/30/2017, 06/30/20																	
76101	RIO PIEDRAS LIONESS	06/13/2003	Active(1)	20	0	0	0	0.00%	20		8		2	R	S,SC	4		
	Exc Award (06/30/2017, 06/30/2020)																	
14490	ROUND HILL L C	01/31/1973	Active	19	0	0	0	0.00%	18		2				M,VP	4	\$332.00	
	Exc Award (06/30/2017, 06/30/2018, 06/30/20																	
14488	SABANA LLANA	03/20/1960	Active	10	0	0	0	0.00%	10		0		8	R	VP,SC	12	\$500.00	
	Exc Award (06/30/2016, 06/30/2017, 06/30/20																	
14427	SAN JUAN	12/22/1936	Active	43	5	2	3	7.50%	36	17	2		2	N		4	\$680.00	
	Exc Award (06/30/2016, 06/30/2021, 06/30/20																	
33328	SAN JUAN GARDENS JOSE A. CRESPO	02/15/1977	Active	14	0	0	0	0.00%	14		12			IP	SC	4	\$100.00	
	Exc Award (06/30/2017, 06/30/2018)																	
14493	SAN LORENZO	10/17/1943	Active	38	1	2	-1	-2.56%	41	53	1			N		0	90+ Days	
	Exc Award (06/30/2016, 06/30/2018, 06/30/20																	
14431	SANTURCE	02/26/1969	Active(1)	6	0	0	0	0.00%	5		10		2	R	M,SC	13		
	Exc Award (06/30/2019, 06/30/2024)																	
14432	SANTURCE LAS PALMAS	03/18/1970	Active	33	1	1	0	0.00%	38	47	5			N	S,M,SC	3	\$210.00	
	Exc Award (06/30/2016, 06/30/2018, 06/30/20																	
14496	TRUJILLO ALTO DR LUIS F SANCHE	02/27/1962	Active	24	1	1	0	0.00%	24	4	0		2	N		0	\$200.00	
	Exc Award (06/30/2022, 06/30/2023, 06/30/20																	
110794	UNIVERSITARIO INTERAMERICANA	04/15/2011	Active	56	0	0	0	0.00%	27		11	1	None		P,S,T,M,VP SC	24+		
	Exc Award (06/30/2020)																	

Clubs Cancelled Previous Fiscal Year – Clubs Cancelled within last 12 months may be reinstated

Club Number	Club Name	Charter Date	Current Status*	Cancellation Date
14489	SANTIAGO (CHAGO) RIVERA VILLA PRADES	12/17/1968	Cancelled(8*)	08/29/2023



## Club Health Assessment for District 51 E through January 2025

				Status				Membership						Reports				Finance		LCIF
Club Number	Club Name	Charter Date																		
</																				

\* - P - Priority Club. Cancellation Reasons: 1-Objectives/conduct, 2-Non-active club, 5-Non-existing club, 6-Disbanding, 7-Merger, 8-Financial Suspension, 9-District/Multiple District Dues.

\*\* - Abbreviation: P-President, S-Secretary, T-Treasurer, M-Member Chairperson, VP-First Vice President, MC-Communications Chairperson, SC-Service Chairperson

\*\*\* - Abbreviation: N/R - Never reported using the Lions Clubs website, N/A - Not applicable, No password registered for the Lions Clubs website.

\*\*\*\* - Abbreviation: N - New, IP - Immediate Past, R - Repeat.




# Club Health Assessment for District 51 C through January 2025

			Status	Membership						Reports					Finance		LCIF
Club Number	Club Name	Charter Date		Current Member Count	YTD Members Added	YTD Members Dropped	YTD Net Growth	YTD Net Growth%	Member Count 12 Months Ago	Avg. length of service for dropped members	Months Since Last MMR ***	Yrs. Since Last Officer Report	President Rotation	Vice President Reported ****	Months Since Last Activity Report ***	Account Balance	Donations for current Fiscal Year
			Number of times on status quo within last two years	If below 15 members appears				If net loss is greater than 20% appears			If no report in 3 months appears in	When more than one year appears in	Number of repeat terms	Notes the officers that do not have an active	If no report at 12 months appears in red		
Clubs less than two years old																	
179219	Palo Seco "Aguilas Doradas"	12/29/2024	Newly Chartered	34	34	0	34	100.00%	0		0			R	S,T,SC	0	\$70.00
Clubs more than two years old																	
55968	AIBONITO DEL ASOMANTE	07/01/1994	Active	19	0	0	0	0.00%	18		4		2	R		1	\$330.00
Exc Award (06/30/2018, 06/30/2023)																	
14439	AIBONITO JOSÉ A. CANINO	11/28/1952	Active	51	5	2	3	6.25%	44	16	0			N	M	0	\$2,592.00
Exc Award (06/30/2019, 06/30/2020, 06/30/2021)																	
134634	Bahia Catano	04/30/2018	Active	24	0	0	0	0.00%	24		9			N	SC	0	\$75.00
Exc Award (06/30/2023)																	
151092	Barceloneta	06/06/2022	Active(1)	25	3	1	2	8.70%	22	2	3			N	T,SC	0	\$1,478.00
14379	BAYAMON	02/21/1939	Active	107	3	6	-3	-2.73%	100	18	0		3	N		0	\$3,105.00
Exc Award (06/30/2019, 06/30/2022, 06/30/2023)																	
14442	BORIQUEN BALDRICH L C	04/17/1973	Active(2)	10	0	0	0	0.00%	10		6	1	None		P,S,T,M,VP SC	24+	
Exc Award (06/30/2016, 06/30/2018)																	
14382	CAPARRA	12/27/1954	Active	28	1	0	1	3.70%	29		2			N		2	\$1,465.00
Exc Award (06/30/2016, 06/30/2018, 06/30/2020)																	
14383	CATAÑO GUSTAVO ADOLFO GRANA LC	02/02/1956	Active	37	4	26	-22	-37.29%	59	4	0			N	S,SC	2	\$2,420.00
Exc Award (06/30/2016, 06/30/2018, 06/30/2020)																	
14448	CAYEY	03/06/1948	Active	29	2	0	2	7.41%	25		0			N		0	\$454.00
Exc Award (06/30/2018, 06/30/2021, 06/30/2023)																	
152688	Cidra	10/04/2022	Active	35	4	0	4	12.90%	31		0			N		0	\$2,857.38
Exc Award (06/30/2024)																	
14451	COAMO	07/14/1938	Active	34	4	1	3	9.68%	30	26	2		3	R		0	90+ Days
Exc Award (06/30/2017, 06/30/2018, 06/30/2020)																	
14452	COMERIO	05/04/1956	Active	20	6	0	6	42.86%	16		1			R	S,VP	1	90+ Days
14386	COROZAL	12/22/1949	Active(1)	28	2	1	1	3.70%	27	7	0		3	R	VP	0	\$395.00
Exc Award (06/30/2023, 06/30/2024)																	
14460	GUAYAMA	01/09/1949	Active	47	1	6	-5	-9.62%	50	15	1		4	R	T,M,SC	0	\$200.00



# Club Health Assessment for District 51 C through January 2025

			Status	Membership							Reports					Finance		LCIF
Club Number	Club Name	Charter Date		Current Member Count	YTD Members Added	YTD Members Dropped	YTD Net Growth	YTD Net Growth%	Member Count 12 Months Ago	Avg. length of service for dropped members	Months Since Last MMR ***	Yrs. Since Last Officer Report	President Rotation	Vice President Reported ****	Months Since Last Activity Report ***	Account Balance	Donations for current Fiscal Year	
			Number of times on status quo within last two years	If below 15 members appears				If net loss is greater than 20% appears			If no report in 3 months appears in	When more than one year appears in	Number of repeat terms	Notes the officers that do not have an active	If no report at 12 months appears in red			
Exc Award (06/30/2016, 06/30/2018, 06/30/2020)	14406 LAS AMERICAS	03/08/1962	Active	30	1	0	1	3.45%	29		0		2	S,M,VP,SC	0		\$35.00	
Exc Award (06/30/2022)	14408 LEVITTOWN	05/20/1968	Active	36	3	5	-2	-5.26%	37	7	0		2	VP	0		\$2,521.46	
Exc Award (06/30/2016, 06/30/2017, 06/30/2020)	35179 LEVITTOWN ROBERTO CLEMENTE	03/20/1978	Active	22	1	0	1	4.76%	21		0			N VP	0		\$325.00	
Exc Award (06/30/2018, 06/30/2022)	14409 MANATI	02/22/1940	Active(2)	14	0	0	0	0.00%	14		18	1	None	P,S,T,M,VP SC	N/R			
Exc Award (06/30/2016, 06/30/2017, 06/30/2020)	14410 MANATI IL DR ALEJANDRO O LOPEZ	01/27/1972	Active(2)	18	2	2	0	0.00%	18	21	0		4	M,VP,SC	4		\$100.00	
Exc Award (06/30/2016, 06/30/2017, 06/30/2020)	14416 MOROVIS	03/11/1960	Active	33	5	3	2	6.45%	32	7	0			N	1		\$150.00	
Exc Award (06/30/2016, 06/30/2017, 06/30/2020)	137425 Salinas Casa del Abeyno	02/19/2019	Active	87	1	4	-3	-3.33%	74	3	1		7	R M,SC	0		\$170.00	
Exc Award (06/30/2019, 06/30/2020, 06/30/2020)	139355 Santa Isabel Centenario	08/21/2019	Active	29	0	0	0	0.00%	29		1		2	M,VP,SC	2		\$450.00	
Exc Award (06/30/2022, 06/30/2024)	14494 SANTA ISABEL JUAN HURTADO	01/18/1963	Active	10	1	0	1	11.11%	11		3	1	None	P,S,T,M,VP SC	24+			
Exc Award (06/30/2016, 06/30/2017, 06/30/2020)	35559 SANTA JUANITA-LUCAS FUENTES	05/17/1978	Active	23	1	1	0	0.00%	23	37	0			R VP	0		\$650.00	
Exc Award (06/30/2016, 06/30/2017, 06/30/2020)	14380 SIERRA BAYAMON JUAN SOTO SOTO	04/24/1972	Active	15	0	0	0	0.00%	13		7		8	R T,VP	0		\$135.00	
Exc Award (06/30/2018, 06/30/2024)	14436 VEGA ALTA	11/05/1963	Active(1)	4	0	0	0	0.00%	4		19	1	None	P,S,T,M,VP SC	N/R			
Exc Award (06/30/2016, 06/30/2017)	14437 VEGA BAJA	12/23/1938	Active	16	0	0	0	0.00%	18		9			IP T,VP,SC	0		\$1,550.00	
Exc Award (06/30/2016, 06/30/2017)	14500 Villa Nevárez Esteban López Fernández	02/25/1964	Active	12	0	1	-1	-7.69%	10	1	2		4	R M,VP,SC	2		\$1,000.00	
Exc Award (06/30/2022, 06/30/2024)																		





## Club Health Assessment for District 51 C through January 2025

			Status	Membership							Reports					Finance	LCIF
Club Number	Club Name	Charter Date		Current Member Count	YTD Members Added	YTD Members Dropped	YTD Net Growth	YTD Net Growth%	Member Count 12 Months Ago	Avg. length of service for dropped members	Months Since Last MMR ***	Yrs. Since Last Officer Report	President Rotation	Vice President Reported ****	Months Since Last Activity Report ***	Account Balance	Donations for current Fiscal Year
			Number of times on status quo within last two years	If below 15 members appears				If net loss is greater than 20% appears			If no report in 3 months appears in	When more than one year appears in	Number of repeat terms	Notes the officers that do not have an active	If no report at 12 months appears in red		

Clubs Cancelled Previous Fiscal Year – Clubs Cancelled within last 12 months may be reinstated

Club Number	Club Name	Charter Date	Current Status*	Cancellation Date																
14418	JESUS T PINERO L C	06/29/1970	Cancelled(6*)	08/29/2023																
Current Total Clubs Count	YTD New Clubs Count	YTD Cancelled Clubs Count	YTD Net Club Gain	Current Total Members Count	YTD Add	YTD Drop	YTD Net Growth	YTD Net Growth %	Member Count 12 Months Ago	Average Member Count Per Club	% of Clubs with less than 20 members	% No MMR in 3 Months	% No Officer Report in 12 Months	% of Clubs with balance 90+ days	Number of Clubs in Status Quo	% Status Quo Clubs in Financial Suspension	Number of Cancelled Clubs	Average Cancelled Club Age	Members Lost Due to Cancellation	% of Clubs Cancelled for Non-Financial Reasons
29	1	0	1	877	84	59	25	2.93%	818	30	31%	31%	14%	7%	0	0%	0	0	0	0%

\* - P - Priority Club. Cancellation Reasons: 1-Objectives/conduct, 2-Non-active club, 5-Non-existing club, 6-Disbanding, 7-Merger, 8-Financial Suspension, 9-District/Multiple District Dues.

\*\* - Abbreviation: P-President, S-Secretary, T-Treasurer, M-Member Chairperson, VP-First Vice President, MC-Communications Chairperson, SC-Service Chairperson

\*\*\* - Abbreviation: N/R - Never reported using the Lions Clubs website, N/A - Not applicable, No password registered for the Lions Clubs website.

\*\*\*\* - Abbreviation: N - New, IP - Immediate Past, R - Repeat.



# Club Health Assessment for District 60 A through January 2025

			Status	Membership							Reports					Finance		LCIF
Club Number	Club Name	Charter Date		Current Member Count	YTD Members Added	YTD Members Dropped	YTD Net Growth	YTD Net Growth%	Member Count 12 Months Ago	Avg. length of service for dropped members	Months Since Last MMR ***	Yrs. Since Last Officer Report	President Rotation	Vice President Reported ****	Months Since Last Activity Report ***	Account Balance	Donations for current Fiscal Year	
			Number of times on status quo within last two years	If below 15 members appears					If net loss is greater than 20% appears		If no report in 3 months appears in	When more than one year appears in	Number of repeat terms	Notes the officers that do not have an active	If no report at 12 months appears in red			
Clubs more than two years old																		
18060	ARIMA	05/24/1967	Active	26	1	1	0	0.00%	22	7	1			N	1		\$1,030.00	
Exc Award (06/30/2017, 06/30/2021, 06/30/2024)																		
53562	ARIMA SANTA ROSA	08/06/1992	Active	35	0	0	0	0.00%	35		0			N	0		\$1,170.00	
Exc Award (06/30/2017, 06/30/2021, 06/30/2024)																		
59652	BARTICA	06/16/1997	Active	36	0	0	0	0.00%	37		1			N	M,VP	3	\$100.00	
18037	BEL AIR	01/21/1974	Active	52	0	13	-13	-20.00%	66	7	1			N	T	0	\$275.00	
Exc Award (06/30/2021, 06/30/2022, 06/30/2024)																		
18040	CENTRAL DEMERARA L C	02/05/1968	Active	32	0	2	-2	-5.88%	29	2	0			R		0	90+ Days \$490.00	
Exc Award (06/30/2021, 06/30/2024)																		
49643	CHAGUANAS	06/20/1989	Active	15	1	0	1	7.14%	21		5			N	M	1	\$320.00	
Exc Award (06/30/2023)																		
33345	COMMEWYNE	02/18/1977	Active	33	3	0	3	10.00%	30		0			N	SC	2	\$940.00	
Exc Award (06/30/2020, 06/30/2024)																		
18041	CORRIVERTON	04/05/1963	Active(1)	7	0	0	0	0.00%	7		10	1	None		P,S,T,M,VP SC T	24+		
50707	COUVA	06/15/1990	Active	25	0	2	-2	-7.41%	27	3	0		2	N		0	\$100.00	
Exc Award (06/30/2021, 06/30/2022)																		
131515	D'Abadie	06/27/2017	Active	15	0	1	-1	-6.25%	15	8	1		2	N		0	\$995.00	
Exc Award (06/30/2021, 06/30/2024)																		
82702	DEMERARA LIONESS	06/24/2004	Active	51	0	0	0	0.00%	54		2			R		1	\$250.00	
Exc Award (06/30/2020, 06/30/2023)																		
110324	DIAMOND GROVE	02/07/2011	Active	26	0	0	0	0.00%	25		3			N		1	\$630.00	
Exc Award (06/30/2020, 06/30/2024)																		
18055	DIEGO MARTIN WEST	06/08/1973	Active	36	0	0	0	0.00%	36		3			N		0	\$1,040.00	
Exc Award (06/30/2017, 06/30/2020, 06/30/2024)																		
35767	EAST CANJE	06/22/1978	Active	10	0	0	0	0.00%	10		2			N	T,M,VP,SC	2		
18042	EAST DEMERARA L C	01/13/1971	Active	25	2	1	1	4.17%	24	0	0		2	N	P,VP	0		
Exc Award (06/30/2023)																		



# Club Health Assessment for District 60 A through January 2025

Club Number	Club Name	Charter Date	Status	Membership							Reports					Finance	LCIF
				Current Member Count	YTD Members Added	YTD Members Dropped	YTD Net Growth	YTD Net Growth%	Member Count 12 Months Ago	Avg. length of service members	Months Since Last MMR ***	Yrs. Since Last Officer Report	President Rotation	Vice President Reported ****	Months Since Last Activity Report ***	Account Balance	Donations for current Fiscal Year
			Number of times on status quo within last two years	If below 15 members appears				If net loss is greater than 20% appears			If no report in 3 months appears in	When more than one year appears in	Number of repeat terms	Notes the officers that do not have an active	If no report at 12 months appears in red		
121791	El Dorado East	05/27/2014	Active	19	5	2	3	18.75%	16	4	0			N	1		\$2,000.00
52095	ESSEQUIBO COAST ESSEQUIBO RIVE Exc Award (06/30/2024)	10/23/1991	Active	20	3	2	1	5.26%	18	5	1			N	1	90+ Days	
18044	GEORGETOWN Exc Award (06/30/2020, 06/30/2021, 06/30/2022)	08/23/1960	Active	43	0	0	0	0.00%	40		6			R	0		\$290.00
55119	GEORGETOWN D'URBAN PARK Exc Award (06/30/2017, 06/30/2020, 06/30/2022)	12/14/1993	Active	100	0	0	0	0.00%	98		0			N	0		\$3,535.00
66720	GEORGETOWN STABROEK Exc Award (06/30/2021, 06/30/2024)	10/24/2002	Active	31	0	0	0	0.00%	29		5			N	1		
60088	KWAKWANI UPPER RIO BERBICE	11/12/1997	Active(1)	16	0	0	0	0.00%	16		3		2	R	VP	3	
52422	KWATTA Exc Award (06/30/2016, 06/30/2020, 06/30/2022)	01/22/1992	Active	30	0	0	0	0.00%	26		3		2		M,VP,SC	4	\$80.00
37589	MAYARO Exc Award (06/30/2020, 06/30/2022, 06/30/2024)	10/15/1979	Active	26	0	0	0	0.00%	23		4			N	0		\$100.00
18038	NEW AMSTERDAM Exc Award (06/30/2021, 06/30/2024)	10/23/1961	Active	25	7	1	6	31.58%	16	0	4				VP,SC	2	\$240.00
18050	NIEUW NICKERIE	09/04/1960	Active(1)	21	0	0	0	0.00%	21		4		3	R	VP,SC	0	
18054	PARA Exc Award (06/30/2023)	08/15/1960	Active	31	2	1	1	3.33%	31	9	1		2	N	1		\$450.00
18051	PARAMARIBO CENTRAL Exc Award (06/30/2021, 06/30/2024)	05/08/1957	Active	29	2	0	2	7.41%	26		1			N	0		\$1,300.00
130705	Paramaribo East Exc Award (06/30/2020, 06/30/2022, 06/30/2024)	04/20/2017	Active	31	1	4	-3	-8.82%	32	5	0		2	N	1		\$100.00
53717	PARAMARIBO FELICE Exc Award (06/30/2021)	09/30/1992	Active	24	1	3	-2	-7.69%	28	2	1			R	1		
135990	Paramaribo Focus	07/23/2018	Active	20	2	0	2	11.11%	18		3			N	3		\$50.00
18052	PARAMARIBO NORTH Exc Award (06/30/2019, 06/30/2020, 06/30/2022)	08/31/1960	Active	30	4	2	2	7.14%	27	23	0			N	2		\$50.00



# Club Health Assessment for District 60 A through January 2025

			Status	Membership							Reports					Finance	LCIF
Club Number	Club Name	Charter Date		Current Member Count	YTD Members Added	YTD Members Dropped	YTD Net Growth	YTD Net Growth%	Member Count 12 Months Ago	Avg. length of service for dropped members	Months Since Last MMR ***	Yrs. Since Last Officer Report	President Rotation	Vice President Reported ****	Months Since Last Activity Report ***	Account Balance	Donations for current Fiscal Year
			Number of times on status quo within last two years	If below 15 members appears				If net loss is greater than 20% appears			If no report in 3 months appears in	When more than one year appears in	Number of repeat terms	Notes the officers that do not have an active	If no report at 12 months appears in red		
18053	PARAMARIBO SOUTH	03/25/1970	Active(1)	28	1	1	0	0.00%	28	28	2			N	1		\$700.00
30601	PARAMARIBO WEST	04/10/1975	Active(1)	30	4	0	4	15.38%	25		2			N	M	1	\$2,400.00
Exc Award (06/30/2021)																	
53619	PARAMARIBOREADY	08/15/1992	Active	29	0	0	0	0.00%	25		2			N		1	\$103.60
Exc Award (06/30/2017, 06/30/2021)																	
45900	PARAMARIBO-WANICA PARWANI	03/17/1986	Active	50	0	4	-4	-7.41%	53	3	0			N		5	\$810.00
Exc Award (06/30/2018, 06/30/2020, 06/30/2021)																	
18061	PORT OF SPAIN CENTRAL	05/22/1962	Active	35	3	0	3	9.38%	34		0			N		0	\$270.00
Exc Award (06/30/2017, 06/30/2020)																	
33859	PORT OF SPAIN EAST	05/23/1977	Active	28	3	0	3	12.00%	25		5		2	N		1	90+ Days \$50.00
Exc Award (06/30/2020, 06/30/2021)																	
32370	PORT OF SPAIN NORTH	06/08/1976	Active	47	0	0	0	0.00%	55		6			N	M	0	\$2,010.00
Exc Award (06/30/2020, 06/30/2021, 06/30/2022)																	
53475	PORT OF SPAIN SUCCESS LAVENTIL	07/01/1992	Active	33	1	6	-5	-13.16%	41	5	1			R		0	\$1,002.00
Exc Award (06/30/2021, 06/30/2022, 06/30/2023)																	
133977	Princes Town Central	03/13/2018	Active	26	0	2	-2	-7.14%	17	4	1		2	N		0	\$70.00
Exc Award (06/30/2021)																	
18046	RUIMVELDT L C	12/12/1973	Active	37	1	2	-1	-2.63%	39	16	0			N	VP	1	\$1,114.00
Exc Award (06/30/2020, 06/30/2023)																	
18062	SAN FERNANDO	06/28/1964	Active	35	2	1	1	2.94%	36	40	0			N		0	\$912.00
Exc Award (06/30/2020, 06/30/2021)																	
53620	SAN FERNANDO LES EFFORTS	08/04/1992	Active	27	2	2	0	0.00%	26	21	2				M,VP	0	
Exc Award (06/30/2016, 06/30/2017, 06/30/2021)																	
40245	SAN JUAN BARATARIA	07/10/1981	Active	22	0	0	0	0.00%	23		3		2		M,VP	1	
Exc Award (06/30/2020, 06/30/2022)																	
42554	SANGRE GRANDE	04/27/1983	Active	18	0	4	-4	-18.18%	20	15	6			N		1	\$260.00
Exc Award (06/30/2024)																	
46544	SANTA CRUZ	09/24/1986	Active	15	0	0	0	0.00%	15		5		2	N		1	\$200.00



# Club Health Assessment for District 60 A through January 2025

			Status		Membership						Reports					Finance		LCIF		
Club Number	Club Name	Charter Date		Current Member Count	YTD Members Added	YTD Members Dropped	YTD Net Growth	YTD Net Growth%	Member Count 12 Months Ago	Avg. length of service for dropped members	Months Since Last MMR ***	Yrs. Since Last Officer Report	President Rotation	Vice President Reported ****	Months Since Last Activity Report ***	Account Balance	Donations for current Fiscal Year			
			Number of times on status quo within last two years	If below 15 members appears				If net loss is greater than 20% appears			If no report in 3 months appears in	When more than one year appears in	Number of repeat terms		Notes the officers that do not have an active	If no report at 12 months appears in red				
56328	SCARBOROUGH UPPER	12/14/1994	Active	29	4	0	4	16.00%	25		5			N	S,SC	2		\$833.00		
39360	SEAFRONT L C	01/30/1981	Active	31	0	2	-2	-6.06%	37	2	3			N		0		\$100.00		
Exc Award (06/30/2021, 06/30/2022, 06/30/2023)																				
33344	SOUTH GEORGETOWN L C	02/25/1977	Active(1)	26	0	0	0	0.00%	28		4			N		2		\$127.00		
Exc Award (06/30/2023)																				
18057	ST PATRICK EAST	07/20/1968	Active	27	2	0	2	8.00%	27		0			N	VP	1	90+ Days			
Exc Award (06/30/2023)																				
51067	TRINCITY	11/14/1990	Active	30	3	5	-2	-6.25%	32	17	1			N	S	1		\$70.00		
Exc Award (06/30/2021)																				
18059	TRINIDAD CENTRAL L C	03/04/1966	Active	18	0	0	0	0.00%	18		8			N		0		\$500.00		
Exc Award (06/30/2023)																				
53048	TUNAPUNA	05/01/1992	Active	24	1	2	-1	-4.00%	25	24	6		2	N		2		\$170.00		
Exc Award (06/30/2017, 06/30/2021, 06/30/2023)																				
134578	Wanica	04/30/2018	Active	21	0	1	-1	-4.55%	20	7	0			R	M,SC	1		\$1,375.00		
Exc Award (06/30/2023, 06/30/2024)																				
18048	WEST DEMERARA L C	06/15/1970	Active(1)	22	2	0	2	10.00%	20		4			N	VP	2		\$139.00		
Current Total Clubs Count	YTD New Clubs Count	YTD Cancelled Clubs Count	YTD Net Club Gain	Current Total Members Count	YTD Add	YTD Drop	YTD Net Growth	YTD Net Growth %	Member Count 12 Months Ago	Average Member Count Per Club	% of Clubs with less than 20 members	% No MMR in 3 Months	% No Officer Report in 12 Months	% of Clubs with balance 90+ days	Number of Clubs in Status Quo	% Status Quo Clubs in Financial Suspension	Number of Cancelled Clubs	Average Cancelled Club Age	Members Lost Due to Cancellation	% of Clubs Cancelled for Non-Financial Reasons
55	0	0	0	1,608	63	67	-4	-0.25%	1,597	29	16%	42%	2%	7%	0	0%	0	0	0	0%

\* - P - Priority Club. Cancellation Reasons: 1-Objectives/conduct, 2-Non-active club, 5-Non-existing club, 6-Disbanding, 7-Merger, 8-Financial Suspension, 9-District/Multiple District Dues.

\*\* - Abbreviation: P-President, S-Secretary, T-Treasurer, M-Member Chairperson, VP-First Vice President, MC-Communications Chairperson, SC-Service Chairperson

\*\*\* - Abbreviation: N/R - Never reported using the Lions Clubs website, N/A - Not applicable, No password registered for the Lions Clubs website.

\*\*\*\* - Abbreviation: N - New, IP - Immediate Past, R - Repeat.



# Club Health Assessment for District 60 B through January 2025

			Status	Membership							Reports					Finance	LCIF
Club Number	Club Name	Charter Date		Current Member Count	YTD Members Added	YTD Members Dropped	YTD Net Growth	YTD Net Growth%	Member Count 12 Months Ago	Avg. length of service for dropped members	Months Since Last MMR ***	Yrs. Since Last Officer Report	President Rotation	Vice President Reported ****	Months Since Last Activity Report ***	Account Balance	Donations for current Fiscal Year
			Number of times on status quo within last two years	If below 15 members appears				If net loss is greater than 20% appears			If no report in 3 months appears in	When more than one year appears in	Number of repeat terms	Notes the officers that do not have an active	If no report at 12 months red		
Clubs more than two years old																	
40639	ANGUILLA	12/01/1981	Active	19	0	0	0	0.00%	22		7			N SC	0		\$450.00
18070	ANTIGUA L C	10/14/1968	Active	70	2	8	-6	-7.89%	78	11	0			N M	2		\$1,820.00
	Exc Award (06/30/2017, 06/30/2018)																
37064	BARBADOS CENTRAL L C	05/15/1979	Active	40	0	0	0	0.00%	43		4		2	N	1		
	Exc Award (06/30/2018, 06/30/2022)																
48106	BARBADOS EAST	02/04/1988	Active	33	3	2	1	3.13%	32	36	0			N	1		\$150.00
	Exc Award (06/30/2024)																
28109	BARBADOS NORTH	03/11/1974	Active	35	1	1	0	0.00%	35	0	0			N	0		
150357	Barbados Roaring Virtual	04/07/2022	Active	42	7	0	7	20.00%	35		2			IP	0		\$130.00
31353	BARBADOS SOUTH	11/05/1975	Active	31	0	1	-1	-3.13%	34	4	4			VP	1		
18063	BRIDGETOWN	09/28/1961	Active	48	0	5	-5	-9.43%	56	10	2			N	0		\$6,635.00
	Exc Award (06/30/2017, 06/30/2022)																
18069	CASTRIES L C	06/24/1967	Active	30	0	0	0	0.00%	30		1			N	0		
	Exc Award (06/30/2021)																
45373	CAYMAN BRAC	09/10/1985	Active	36	0	0	0	0.00%	35		7			N	1		\$100.00
	Exc Award (06/30/2022, 06/30/2023, 06/30/20)																
14371	CHARLOTTE AMALIE ST THOMAS L C	02/23/1967	Active	38	0	2	-2	-5.00%	42	37	2		2	N	0		\$2,100.00
53845	CHRIST CHURCH WEST	11/25/1992	Active	18	0	2	-2	-10.00%	21	9	6			N	2		
	Exc Award (06/30/2020, 06/30/2022, 06/30/20)																
18032	CLARENDON	10/27/1970	Active	44	0	2	-2	-4.35%	47	30	1		2	N	3	90+ Days	\$40.00
18068	DOMINICA L C	03/15/1968	Active	26	1	0	1	4.00%	29		2			N VP	1		\$130.00
	Exc Award (06/30/2022)																
55873	FREDERIKSTED TWIN CITY	06/23/1994	Active	18	0	0	0	0.00%	18		2			N SC	3		\$50.00
18031	GRAND CAYMAN	10/06/1972	Active	107	2	0	2	1.90%	106		0			N	0		\$14,551.30
	Exc Award (06/30/2017, 06/30/2023, 06/30/20)																
54355	GRAND CAYMAN TROPICAL GARDENS	04/16/1993	Active	65	6	1	5	8.33%	58	1	0			N	0		\$9,305.16



# Club Health Assessment for District 60 B through January 2025

			Status	Membership							Reports					Finance		LCIF
Club Number	Club Name	Charter Date		Current Member Count	YTD Members Added	YTD Members Dropped	YTD Net Growth	YTD Net Growth%	Member Count 12 Months Ago	Avg. length of service for dropped members	Months Since Last MMR ***	Yrs. Since Last Officer Report	President Rotation	Vice President Reported ****	Months Since Last Activity Report ***	Account Balance	Donations for current Fiscal Year	
			Number of times on status quo within last two years	If below 15 members appears					If net loss is greater than 20% appears			If no report in 3 months appears in	When more than one year appears in	Number of repeat terms	Notes the officers that do not have an active	If no report at 12 months appears in red		
Exc Award (06/30/2017, 06/30/2021, 06/30/2022)																		
52201	GROS ISLET	12/03/1991	Active	25	1	1	0	0.00%	26	8	3			N	VP	0	\$310.00	
18033	KINGSTON	02/22/1965	Active	45	0	2	-2	-4.26%	46	4	2			N		1		
Exc Award (06/30/2023)																		
51356	KINGSTON DOWNTOWN	02/26/1991	Active	29	1	0	1	3.57%	25		3			N		0	\$260.00	
Exc Award (06/30/2021, 06/30/2022, 06/30/2023)																		
55810	KINGSTON MONA	06/08/1994	Active	52	7	6	1	1.96%	53	4	2			N		0	\$381.00	
Exc Award (06/30/2023)																		
52752	KINGSTON NEW KINGSTON	03/27/1992	Active	58	3	5	-2	-3.33%	58	37	2			N		0	\$385.00	
Exc Award (06/30/2017, 06/30/2022, 06/30/2023)																		
53504	KINGSTOWN-SVG L C	07/20/1992	Active	39	0	0	0	0.00%	35		5		2	R		1	\$40.00	
30535	MANDEVILLE	04/08/1975	Active	55	4	1	3	5.77%	53	41	4		2	N	M	1	\$1,420.00	
56644	MICOUD	03/13/1995	Active	17	0	0	0	0.00%	18		6			N		4		
18034	MONTEGO BAY	09/11/1968	Active	25	1	1	0	0.00%	28	13	1				VP,SC	1	\$50.00	
18035	NORTH ST CATHERINE	04/15/1969	Active(2)	35	1	4	-3	-7.89%	41	3	1		2	R	S,SC	0	\$280.00	
29640	OLD HARBOUR	07/15/1974	Active	25	0	2	-2	-7.41%	30	3	3				M,VP,SC	3		
101854	PORT ANTONIO	04/16/2008	Active	27	6	1	5	22.73%	22	0	1			N		3	\$300.00	
Exc Award (06/30/2022)																		
35587	PORTMORE	05/08/1978	Active	31	0	0	0	0.00%	36		6			N		0	\$20.00	
Exc Award (06/30/2016, 06/30/2018, 06/30/2022)																		
30163	PORUS	01/31/1975	Active	18	0	1	-1	-5.26%	18	3	3				M,VP	0		
34109	SABA L C	06/06/1977	Active	29	0	3	-3	-9.38%	30	3	4			N		0		
Exc Award (06/30/2022, 06/30/2023)																		
18036	SAVANNA-LA-MAR	04/09/1973	Active(2)	12	1	1	0	0.00%	0	4	2			R		2		
52356	SCOTLAND DISTRICT	12/23/1991	Active(1)	29	1	3	-2	-6.45%	31	11	1				S,VP	4		
Exc Award (06/30/2018, 06/30/2020, 06/30/2022)																		
15806	SINT MAARTEN	12/12/1970	Active	53	1	4	-3	-5.36%	56	20	2			N		0	\$480.00	
Exc Award (06/30/2017, 06/30/2021, 06/30/2022)																		



# Club Health Assessment for District 60 B through January 2025

Club Number	Club Name	Charter Date	Status	Membership							Reports					Finance	LCIF
				Current Member Count	YTD Members Added	YTD Members Dropped	YTD Net Growth	YTD Net Growth%	Member Count 12 Months Ago	Avg. length of service for members	Months Since Last MMR ***	Yrs. Since Last Officer Report	President Rotation	Vice President Reported ****	Months Since Last Activity Report ***	Account Balance	Donations for current Fiscal Year
			Number of times on status quo within last two years	If below 15 members appears				If net loss is greater than 20% appears			If no report in 3 months appears in	When more than one year appears in	Number of repeat terms	Notes the officers that do not have an active	If no report at 12 months red		
43367	SOUFRIERE PITONS	01/16/1984	Active	20	0	1	-1	-4.76%	19	13	2			N	SC	0	\$50.00
	Exc Award (06/30/2023)																
57626	SOUTH CENTRAL ST CATHERINE	12/11/1995	Active(2)	23	0	2	-2	-8.00%	23	8	6		2	N	M	3	
	Exc Award (06/30/2023)																
30110	SPANISH TOWN	01/14/1975	Active	25	0	3	-3	-10.71%	28	5	1			N	SC	0	\$60.00
	Exc Award (06/30/2024)																
30731	ST ANDREW	05/27/1975	Active	54	0	1	-1	-1.82%	50	2	1			N		0	\$690.00
	Exc Award (06/30/2020, 06/30/2022, 06/30/2023)																
52518	ST ANDREW CENTRAL	02/12/1992	Active	43	5	1	4	10.26%	44	19	0			N		2	
	Exc Award (06/30/2016, 06/30/2018)																
18065	ST ANDREW'S	08/25/1971	Active(1)	28	4	3	1	3.70%	27	3	1			R		5	\$110.00
53363	ST CATHERINE CENTRAL	06/19/1992	Active	15	0	0	0	0.00%	17		1		None	N	P	4	
14369	ST CROIX L C	11/01/1966	Active	15	0	1	-1	-6.25%	16	46	1			N		0	\$80.00
51668	ST ELIZABETH SOUTH	05/28/1991	Status Quo(1)	13	0	0	0	0.00%	13		11	1	None		P,S,T,M,VP SC	6	90+ Days
36332	ST EUSTATIUS ISLAND	12/13/1978	Active	21	0	0	0	0.00%	22		8		2	R	M,SC	2	
18064	ST GEORGE'S	04/03/1965	Active	39	10	2	8	25.81%	33	32	2			N		1	\$100.00
	Exc Award (06/30/2018, 06/30/2022)																
53533	ST JAMES	07/23/1992	Active	17	0	2	-2	-10.53%	19	12	1				P,M,VP,SC	2	
135213	St John	06/20/2018	Active	27	0	0	0	0.00%	31		3			N		0	
37905	ST KITTS L C	12/04/1979	Active	34	0	0	0	0.00%	34		2			N	VP	0	\$4,911.00
53364	ST MICHAEL	06/23/1992	Active	35	1	1	0	0.00%	35	1	2			N		1	\$795.00
	Exc Award (06/30/2023)																
30732	ST THOMAS	05/22/1975	Active	29	6	0	6	26.09%	24		2			N		0	
52988	ST THOMAS EAST END	04/27/1992	Active	16	0	3	-3	-15.79%	20	9	3			N	VP	2	\$1,050.00
42665	ST THOMAS EAST ST THOMAS	05/31/1983	Active	18	5	6	-1	-5.26%	19	21	1			N	SC	1	\$95.00
36136	ST VINCENT SOUTH L C	10/09/1978	Active	32	1	1	0	0.00%	32	0	3		2	R	SC	0	\$10.00
	Exc Award (06/30/2023)																





## Club Health Assessment for District 60 B through January 2025

			Status							Membership							Reports					Finance		LCIF
Club Number	Club Name	Charter Date		Current Member Count	YTD Members Added	YTD Members Dropped	YTD Net Growth	YTD Net Growth%	Member Count 12 Months Ago	Avg. length of service for dropped members	Months Since Last MMR ***	Yrs. Since Last Officer Report	President Rotation	Vice President Reported ****	Months Since Last Activity Report ***	Account Balance	Donations for current Fiscal Year							
			Number of times on status quo within last two years	If below 15 members appears				If net loss is greater than 20% appears			If no report in 3 months appears in	When more than one year appears in	Number of repeat terms	Notes the officers that do not have an active	If no report at 12 months appears in red									
18066	TORTOLA	04/27/1972	Active	72	2	0	2	2.86%	79		2			N	2		\$230.00							
	Exc Award (06/30/2022, 06/30/2023, 06/30/2024)																							
64432	UNION ISLAND	06/06/2001	Status Quo(1)	21	0	0	0	0.00%	22		7		2	N	6	90+ Days	\$60.00							
	Exc Award (06/30/2021, 06/30/2022, 06/30/2023, 06/30/2024)													SC										
53320	VALLEY SOUND	06/15/1992	Active	31	4	0	4	14.81%	34		6			N	1		\$140.00							
	Exc Award (06/30/2021, 06/30/2022, 06/30/2023, 06/30/2024)																							
29297	VIEUX FORT	05/09/1974	Active(1)	30	0	0	0	0.00%	30		0			R	0		\$100.00							
	Exc Award (06/30/2021, 06/30/2022, 06/30/2023, 06/30/2024)																							
Current Total Clubs Count	YTD New Clubs Count	YTD Cancelled Clubs Count	YTD Net Club Gain	Current Total Members Count	YTD Add	YTD Drop	YTD Net Growth	YTD Net Growth %	Member Count 12 Months Ago	Average Member Count Per Club	% of Clubs with less than 20 members	% No MMR in 3 Months	% No Officer Report in 12 Months	% of Clubs with balance 90+ days	Number of Clubs in Status Quo	% Status Quo Clubs in Financial Suspension	Number of Cancelled Clubs	Average Cancelled Club Age	Members Lost Due to Cancellation	% of Clubs Cancelled for Non-Financial Reasons				
58	0	0	0	1,962	87	86	1	0.05%	1,998	34	21%	38%	2%	5%	2	0%	0	0	0	0%				

\* - P - Priority Club. Cancellation Reasons: 1-Objectives/conduct, 2-Non-active club, 5-Non-existing club, 6-Disbanding, 7-Merger, 8-Financial Suspension, 9-District/Multiple District Dues.

\*\* - Abbreviation: P-President, S-Secretary, T-Treasurer, M-Member Chairperson, VP-First Vice President, MC-Communications Chairperson, SC-Service Chairperson

\*\*\* - Abbreviation: N/R - Never reported using the Lions Clubs website, N/A - Not applicable, No password registered for the Lions Clubs website.

\*\*\*\* - Abbreviation: N - New, IP - Immediate Past, R - Repeat.